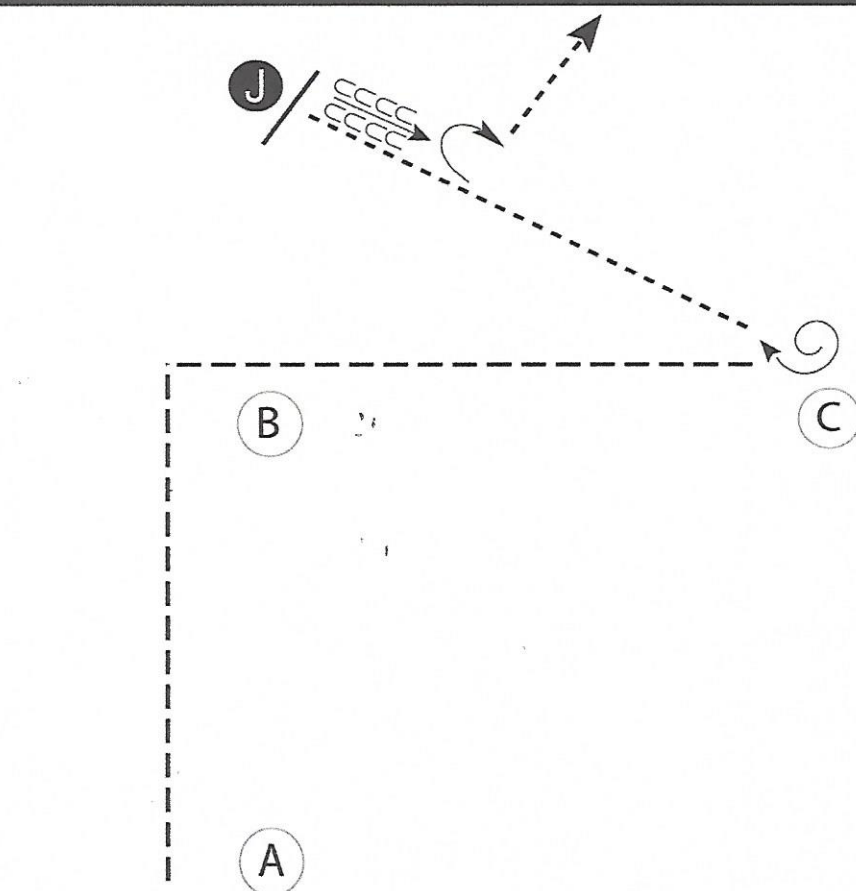


Weikersdorf 29.4. - 1.5. 2016


013 AQHA Amateur

Show Date: 29.4. - 1.5. 2016



Be ready at A.

1. Trot to B.
2. Trot the corner at B and continue to trot to C.
3. Stop at C.
4. 1 5/8 turn at C.
5. Walk to judge and set up for inspection.
6. When dismissed, back one horse length.
7. 1/4 turn and walk off.

Walk -----
Trot -----
Back ← 
Marker (B)
Judge (J)

[S/2-20]

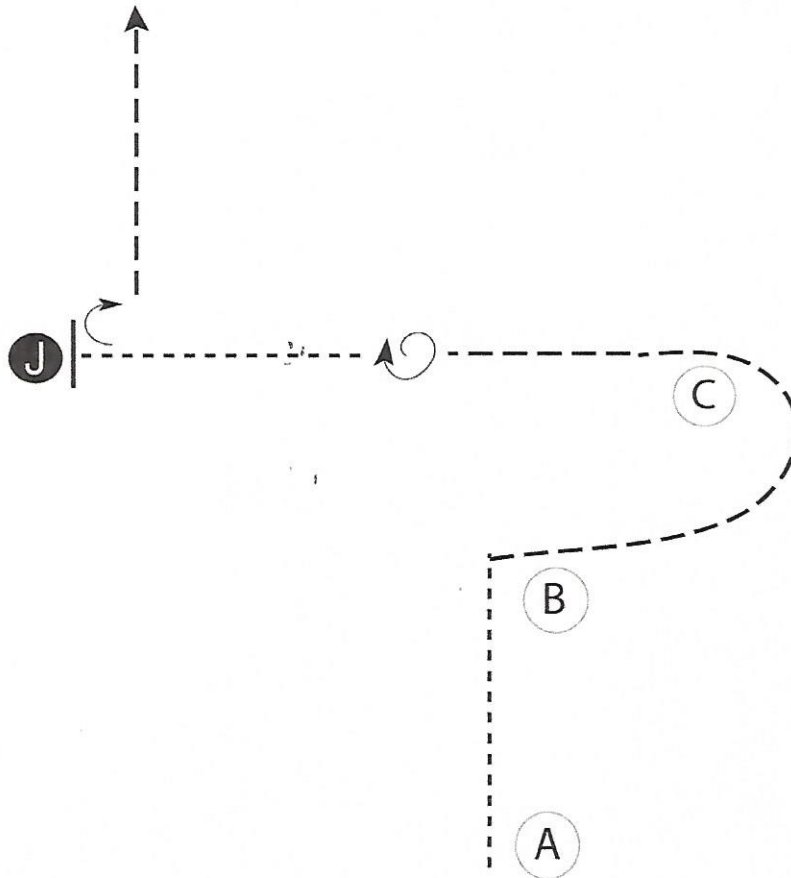
Pattern Provided by:

P.V. Performance Horses

Weikersdorf 29.4. - 1.5. 2016

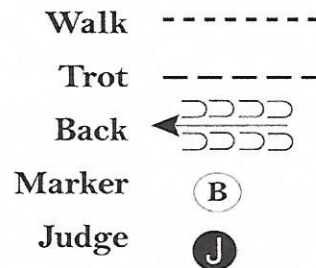
057 Aqha Youth

Show Date: 04-30-2016



Be ready at A.

1. Walk to B.
2. Trot from B and around C as shown.
3. Halfway between C and the judge, stop and do a 360 degree turn.
4. Walk to judge and set up for inspection.
5. When dismissed, do a 90 degree turn and trot away.



[S/2-21]

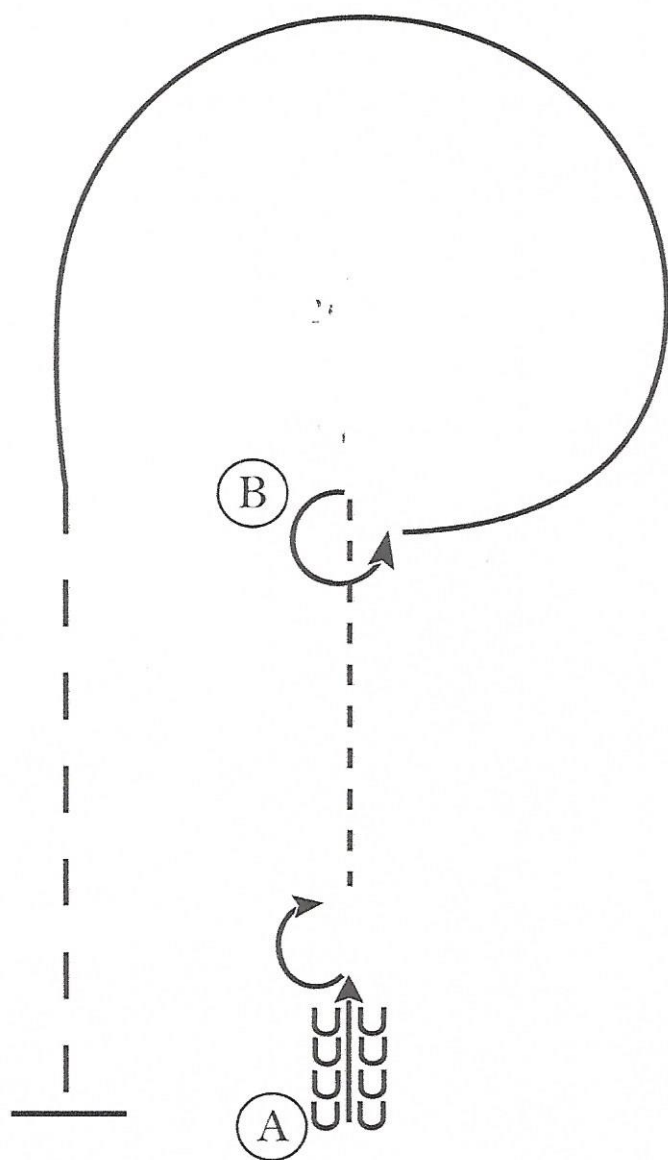
Pattern Provided by:

P.V. Performance Horses

Weikersdorf 29.4. - 1.5. 2016

063 AQHA Amateur

Show Date: 04-30-2016



1. Back 4 steps at A.
2. Perform a 180 degree turn to the right.
3. Jog to B.
4. At B perform a 270 degree turn to the left .
5. Lope a circle around B on the left lead.
6. At B extend the jog to A.
7. At A stop.

Walk
Jog	-----
Extended Jog	————
Lope	————
Leg Yield	
Lead Change	
Back	
Marker	(B)
Sidepass	

[WH/2-8]

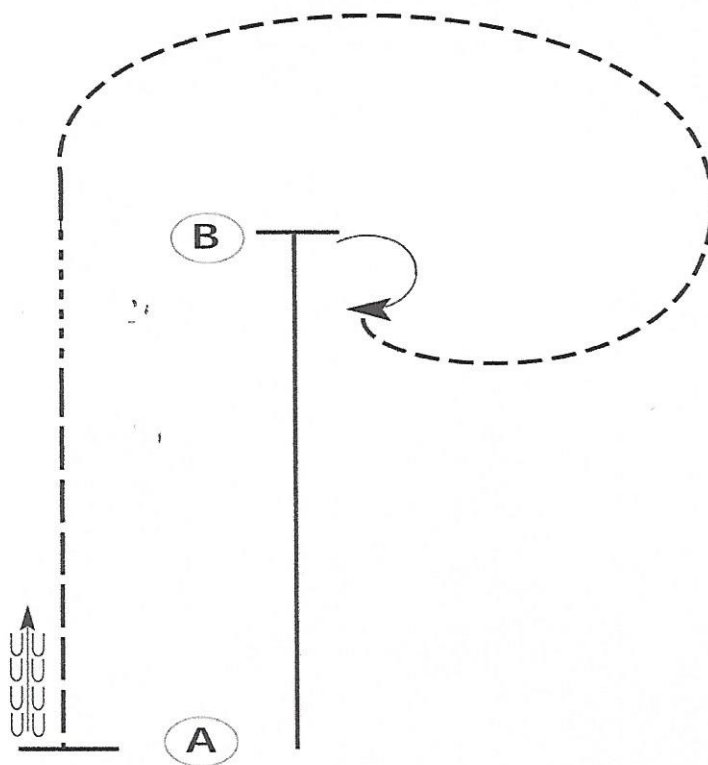
Pattern Provided by:

P.V. Performance Horses

Weikersdorf 29.4. - 1.5. 2016

064 Rookie CWN-C

Show Date: 04-30-2016



Be ready at A.

1. Lope on the right lead to B.
2. Turn 180 degrees to the right.
3. Jog back around to B.
4. At B, break to the walk.
5. Walk approximately 10 feet.
6. Extend the jog to A.
7. Stop at A and back approximately one horse length.

Follow the instructions of your ring steward.

Walk	-----
Jog	- - - - -
Extended Jog	- - - - -
Lope	=====
Leg Yield	
Lead Change	↖ ↗
Back	← ← ← ← ←
Marker	(B)
Sidepass	← ← ← ← ←

[WH/1-43]

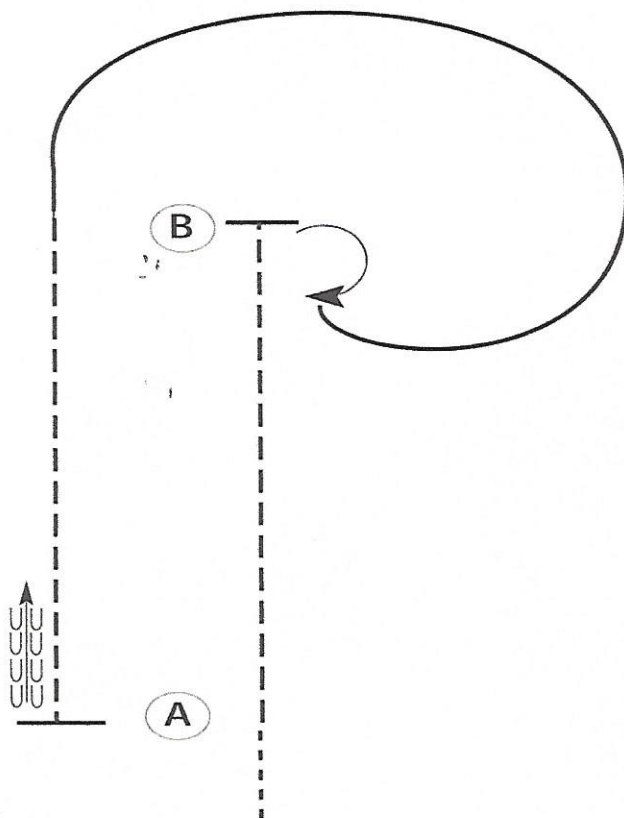
Pattern Provided by:

P.V. Performance Horses

Weikersdorf 29.4. - 1.5. 2016

065 Youth CWN-C

Show Date: 04-30-2016



Be ready before A.

1. Walk to A.
2. Jog to B.
3. Turn 180 degrees to the right.
4. Lope on the left lead back around to B.
5. Jog from B to A.
6. Stop at A and back approximately one horse length.

Follow the instructions of your ring steward.

Walk	-----
Jog	- - - - -
Extended Jog	- - - - -
Lope	=====
Leg Yield	
Lead Change	XXXXX
Back	←←←←←
Marker	(B)
Sidepass	←-----→

[WH/1-44]

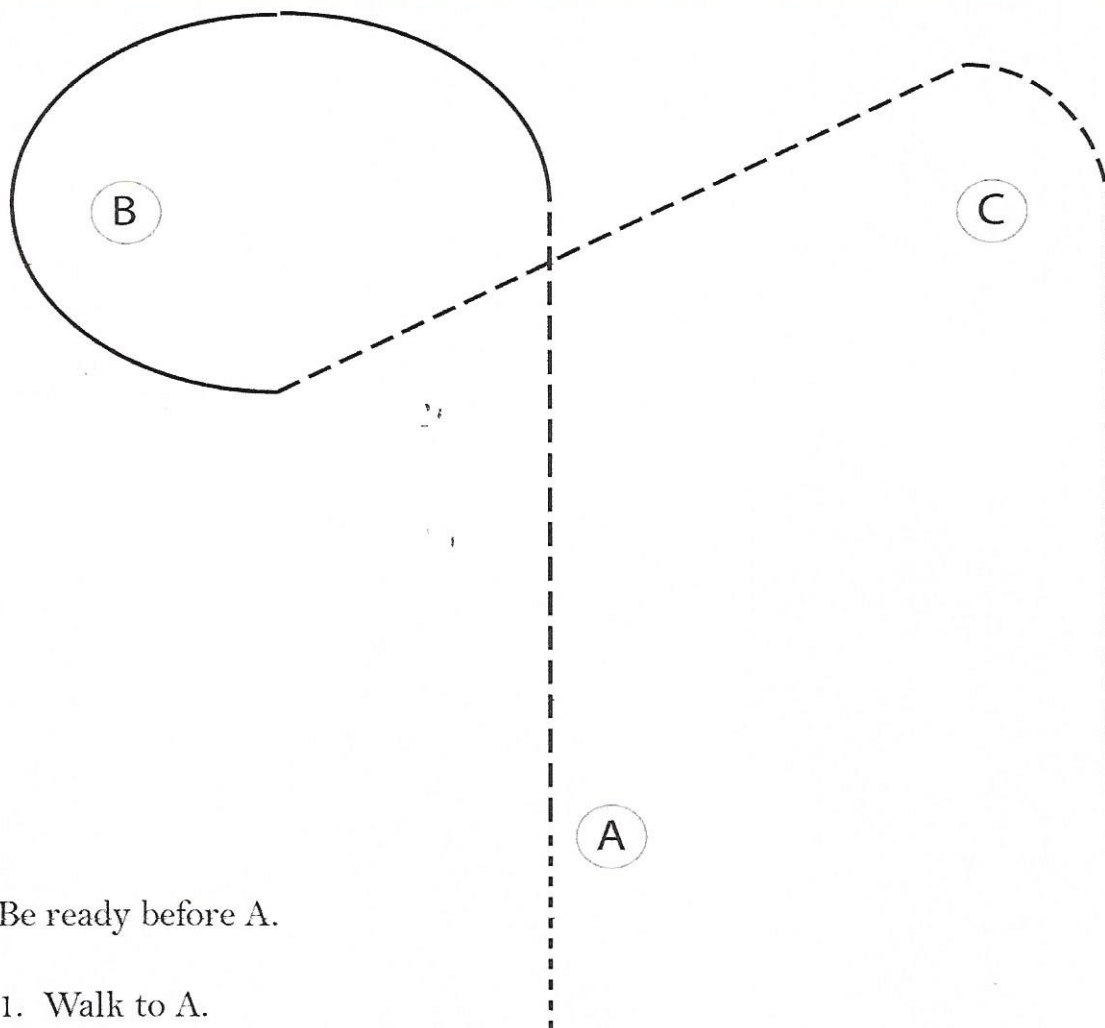
Pattern Provided by:

P.V. Performance Horses

Weikersdorf 29.4. - 1.5. 2016

113 Youth CWN-C

Show Date: 05-01-2016



Walk	-----
Jog	-----
Extended Jog	-----
Lope	-----
Lead Change	
Back	
Marker	(B)

[WH/1-100]

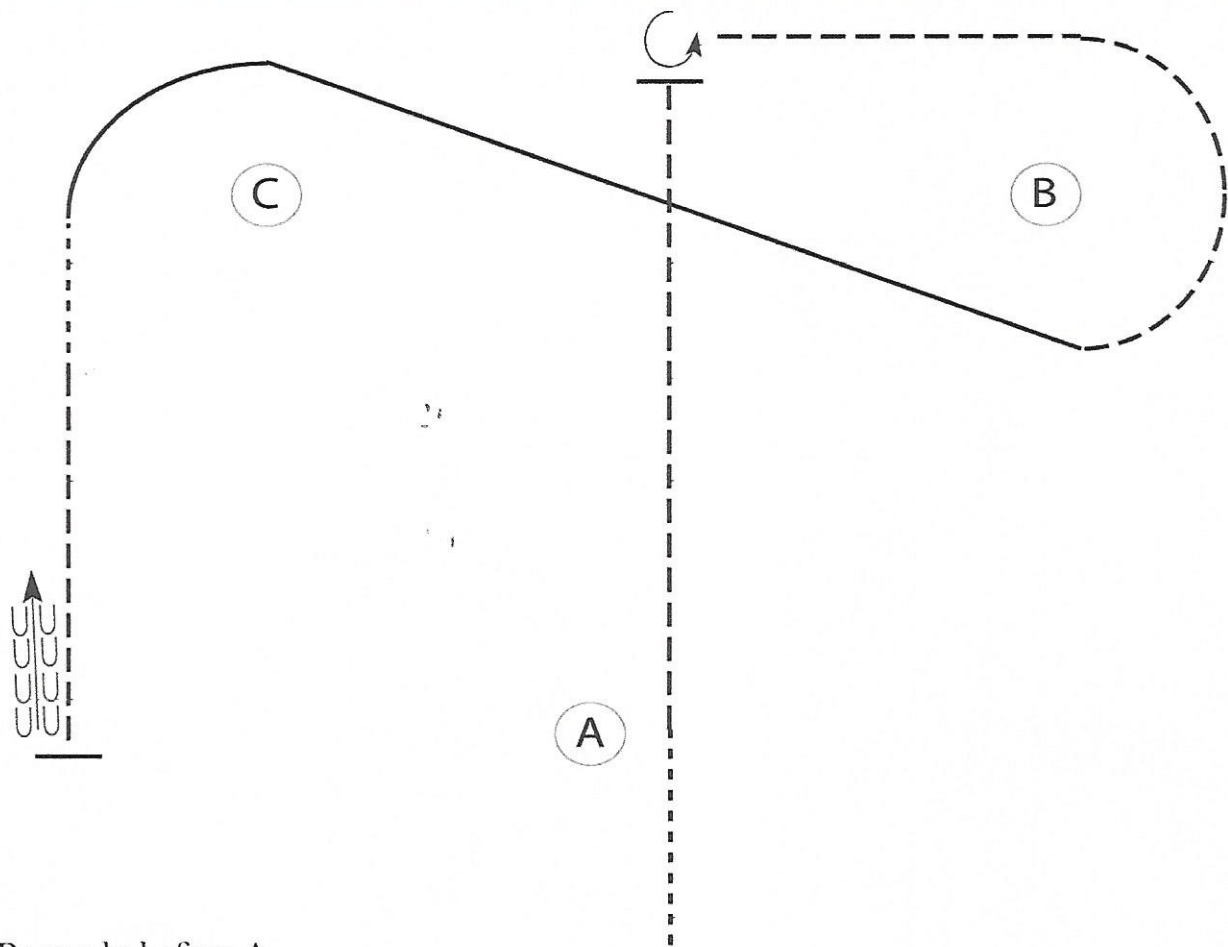
Pattern Provided by:

P.V. Performance Horses

Weikersdorf 29.4. - 1.5. 2016

114 AQHA Nov. Amateur

Show Date: 05-01-2016



Be ready before A.

1. Walk to A.
2. Jog until just past B and C.
3. Stop and perform a 3/4 turn left.
4. Jog to and around B.
5. Lope on the left lead to and around C.
6. Break to walk for 2 strides.
7. Jog until even with A.
8. Stop and back approximately one horse length and walk to exit.

Follow the instructions of your ring steward.

Walk	-----
Jog	-----
Extended Jog	-----
Lope	-----
Lead Change	
Back	
Marker	(B)

[WH/1-91]

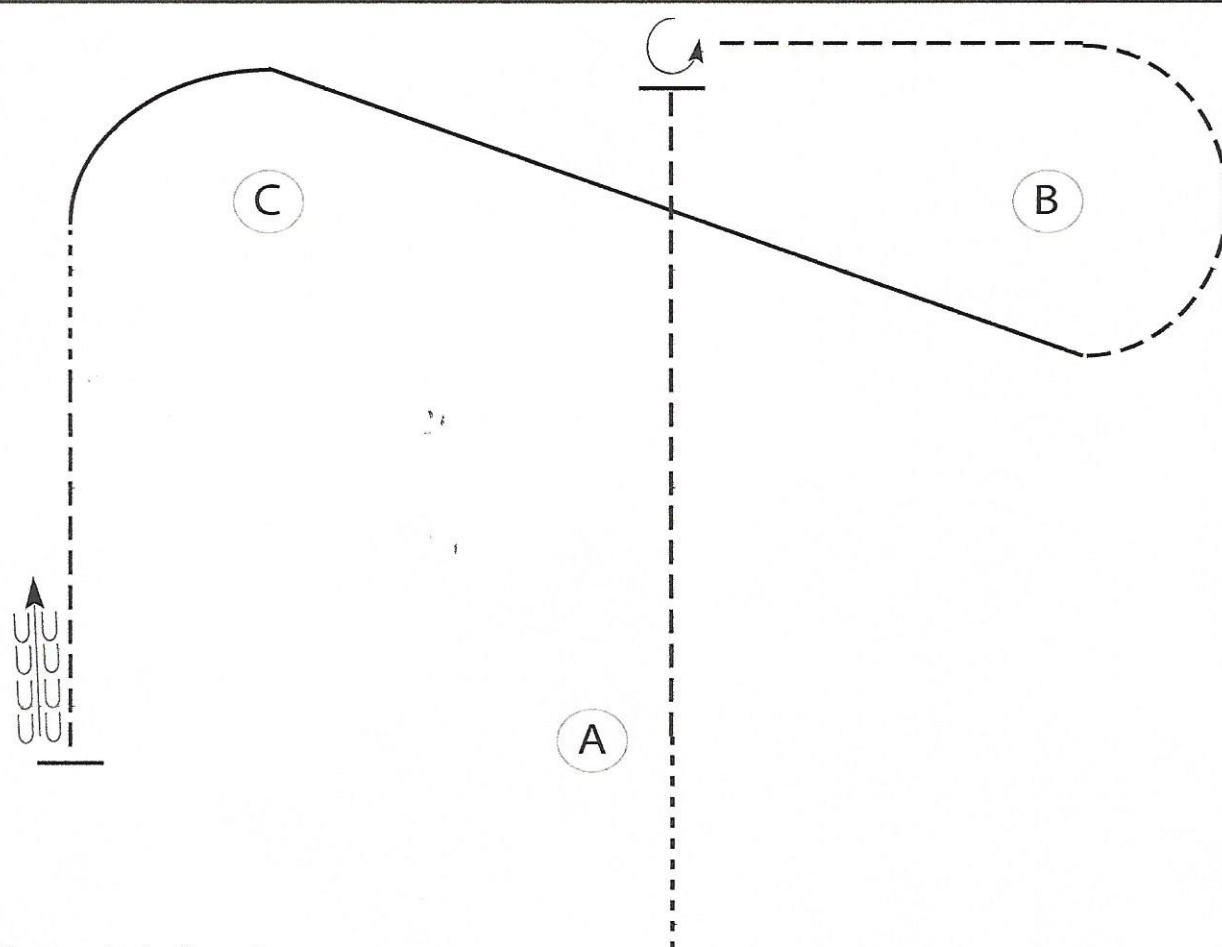
Pattern Provided by:

P.V. Performance Horses

Weikersdorf 29.4. - 1.5. 2016

115 Amateur CWN-C

Show Date: 05-01-2016



Be ready before A.

1. Walk to A.
2. Jog until just past B and C.
3. Stop and perform a 3/4 turn left.
4. Jog to and around B.
5. Lope on the left lead to and around C.
6. Break to walk for 2 strides.
7. Jog until even with A.
8. Stop and back approximately one horse length and walk to exit.

Follow the instructions of your ring steward.

Walk	-----
Jog	- - - - -
Extended Jog	- - - - -
Lope	—————
Lead Change	
Back	
Marker	(B)

[WH/1-91]

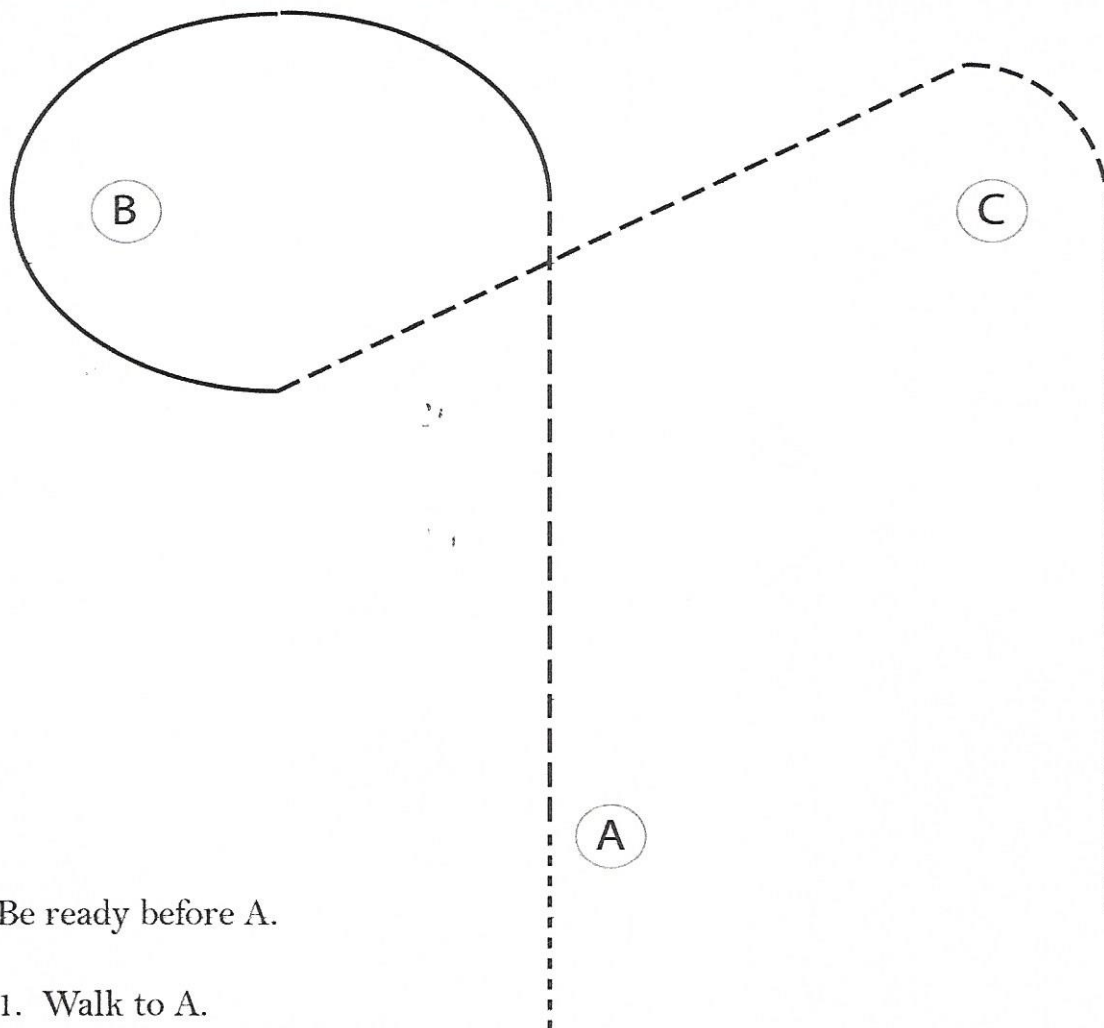
Pattern Provided by:

P.V. Performance Horses

Weikersdorf 29.4. - 1.5. 2016

116 AQHA Youth

Show Date: 05-01-2016



Be ready before A.

1. Walk to A.
2. Jog until between B and C.
3. Lope on the left lead around B and toward C.
4. Jog to and around C.
5. When even with C, extend the jog to exit.

Pattern is over once you have passed A

Follow the instructions of your ring steward.

Walk	-----
Jog	- - - - -
Extended Jog	- - - - -
Lope	
Lead Change	
Back	
Marker	(B)

[WH/1-100]

Pattern Provided by:

P.V. Performance Horses