

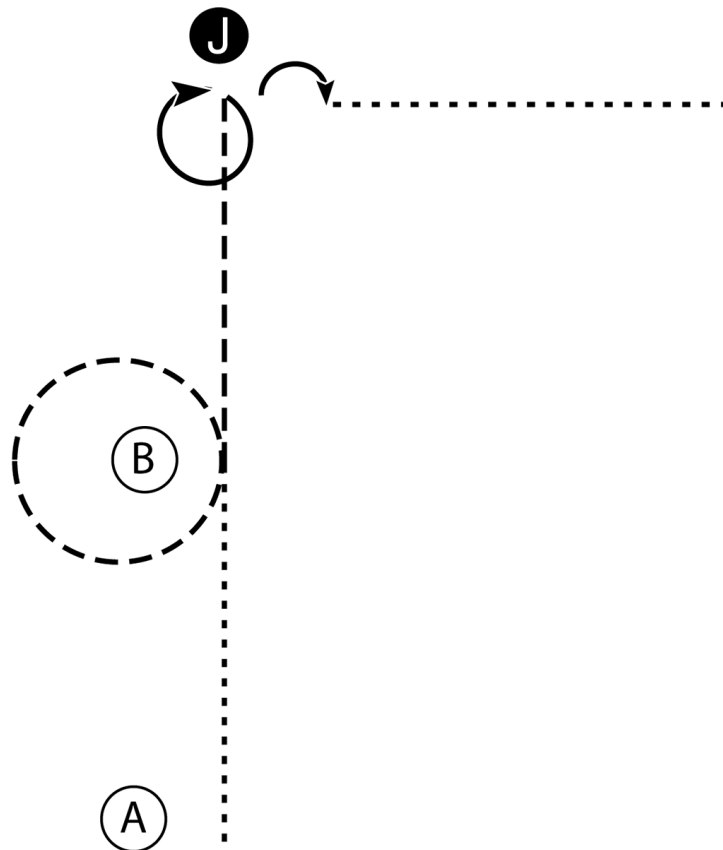
# AQHA Show Weikersdorf Mai 2017

## 052 Youth AQHA


Show Date: 05-05-2017

w w w . H o r s e S h o w P a t t e r n s . c o m

w w w . H o r s e S h o w P a t t e r n s . c o m



1. Walk from A to B.
2. At B trot. Trot a circle around B and continue to the Judge.
3. Stop and perform a 360 degree turn. Set up for inspection.
4. When dismissed perform a 90 degree turn.
5. Walk straight away from the Judge.

Walk .....  
Trot - - - - -  
Back ←   
Marker (B)  
Judge (J)

[S/2-8]

**Pattern Provided by:**  
*P.V. Performance Horses*

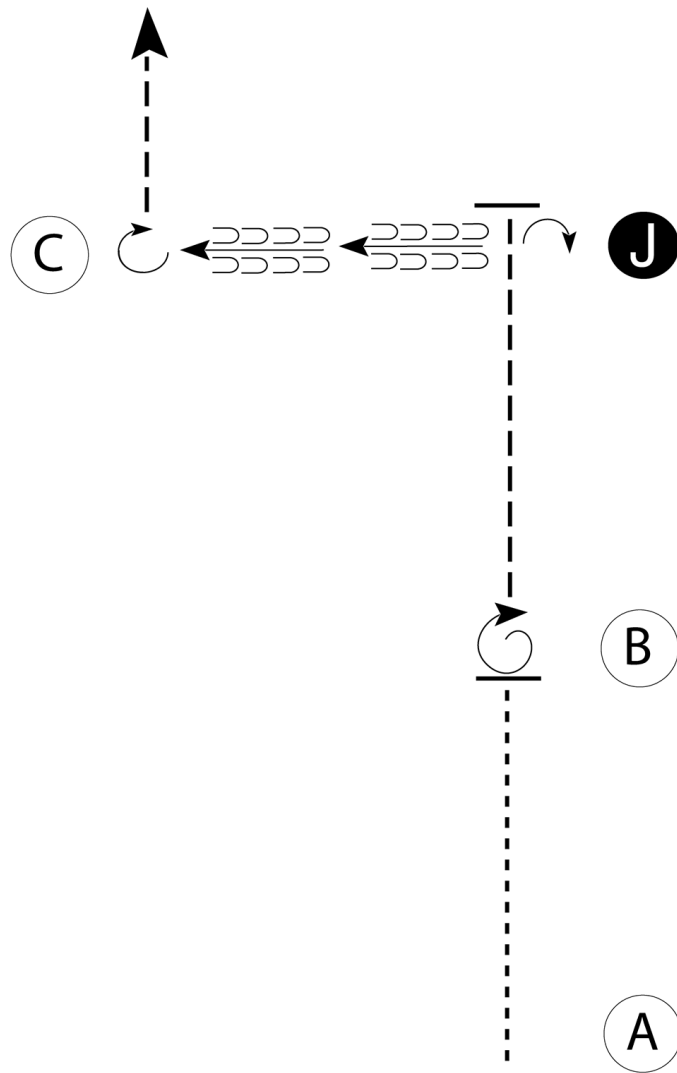
# AQHA Show Weikersdorf Mai 2017

## 013 Amateur AQHA

Show Date: 05-05-2017

w w w . H o r s e S h o w P a t t e r n s . c o m

w w w . H o r s e S h o w P a t t e r n s . c o m



Be ready at A.

1. Walk A to B.
2. Stop at B and perform a 360 degree turn.
3. Trot until even with Judge.
4. Stop and perform a 90 degree turn; set up for inspection.
5. When dismissed, back to C.
6. Perform a 270 degree turn and trot straight away.

Walk -----  
Trot -----  
Back ←-----  
Marker (B)  
Judge (J)

Follow the instructions of your ring steward.

[S/2-4]

Pattern Provided by:

*P.V. Performance Horses*

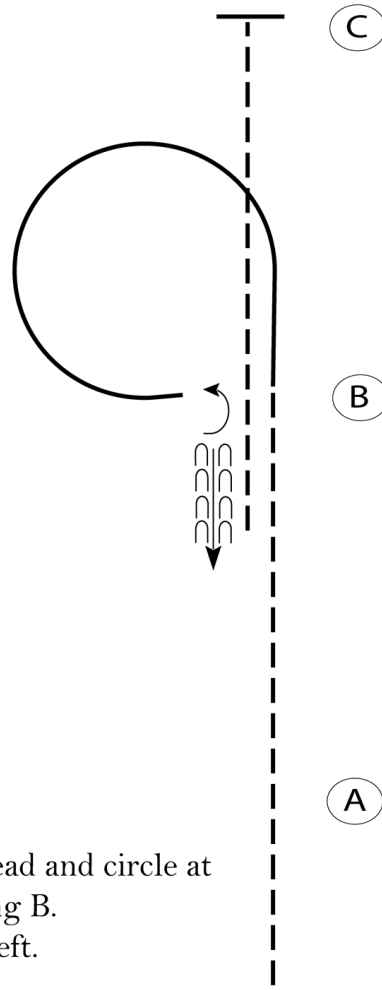
# AQHA Show Weikersdorf Mai 2017

## 059 Rookie

Show Date: 05-05-2017

w w w . H o r s e S h o w P a t t e r n s . c o m

w w w . H o r s e S h o w P a t t e r n s . c o m



Begin before A at a jog.

1. Jog from A to B.
2. At B, lope on the left lead and circle at B as shown. Stop facing B.
3. Turn 1/4 turn to the left.
4. Back one horse length.
5. Jog to C. Stop at C.

Follow the instructions of your ring steward.

Walk	-----
Jog	- - - - -
Extended Jog	- - - - -
Lope	—————
Leg Yield	
Lead Change	— / —
Back	← ← ← ← ←
Marker	⊙ B
Sidepass	← — — — — →

[WH/1-17]

Pattern Provided by:

*P.V. Performance Horses*

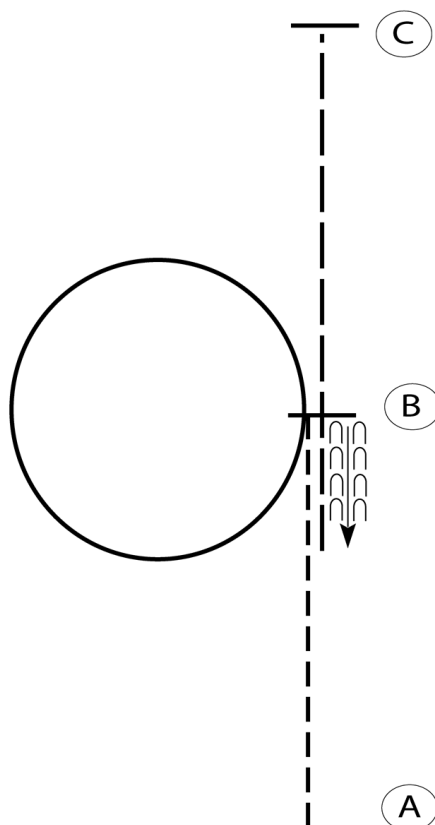
# AQHA Show Weikersdorf Mai 2017

## 060 Youth

Show Date: 05-05-2017

w w w . H o r s e S h o w P a t t e r n s . c o m

w w w . H o r s e S h o w P a t t e r n s . c o m



Be ready at A.

1. Jog from A to B.
2. Lope a circle to the left on the left lead.
3. Stop at B.
4. Back one horse length at B.
5. Extend the jog to C.
6. Stop at C.

Follow the instructions of your ring steward.

Walk	-----
Jog	- - - - -
Extended Jog	- - - - -
Lope	—————
Leg Yield	
Lead Change	— / —
Back	← — — — — — — — — —
Marker	Ⓚ
Sidepass	← — — — — →

[WH/1-18]

Pattern Provided by:

*P.V. Performance Horses*

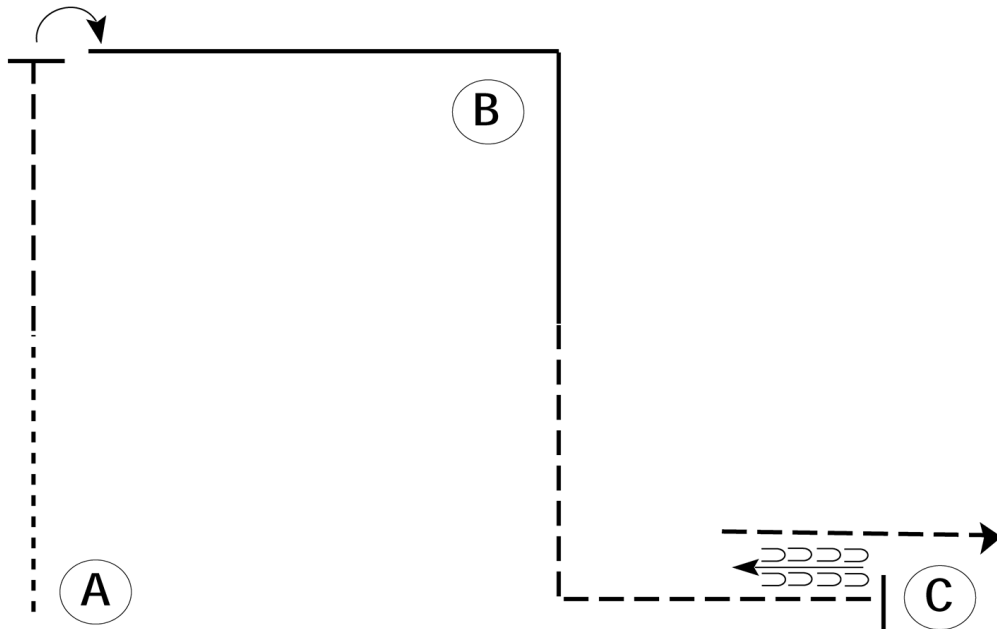
# AQHA Show Weikersdorf Mai 2017

## 105 Youth

Show Date: 05-05-2017

w w w . H o r s e S h o w P a t t e r n s . c o m

w w w . H o r s e S h o w P a t t e r n s . c o m



Be ready at A.

1. Walk from A to center of pattern.
2. Jog until just past B and stop.
3. Turn 1/4 turn to the right.
4. Lope on the right lead to and around B.
5. Break to the jog in the center of the pattern.
6. Jog until even with A and C. Jog a square corner to C.
7. Stop at C and back approximately one horse length.
8. Jog off past C.

Pattern is over once you pass C at the jog.

Follow the directions of your ring steward.

Walk	.....
Jog	-----
Extended Jog	- - - - -
Lope	—————
Lead Change	⋈
Back	← — — — —
Marker	Ⓟ

[WH/1-81]

Pattern Provided by:

*P.V. Performance Horses*

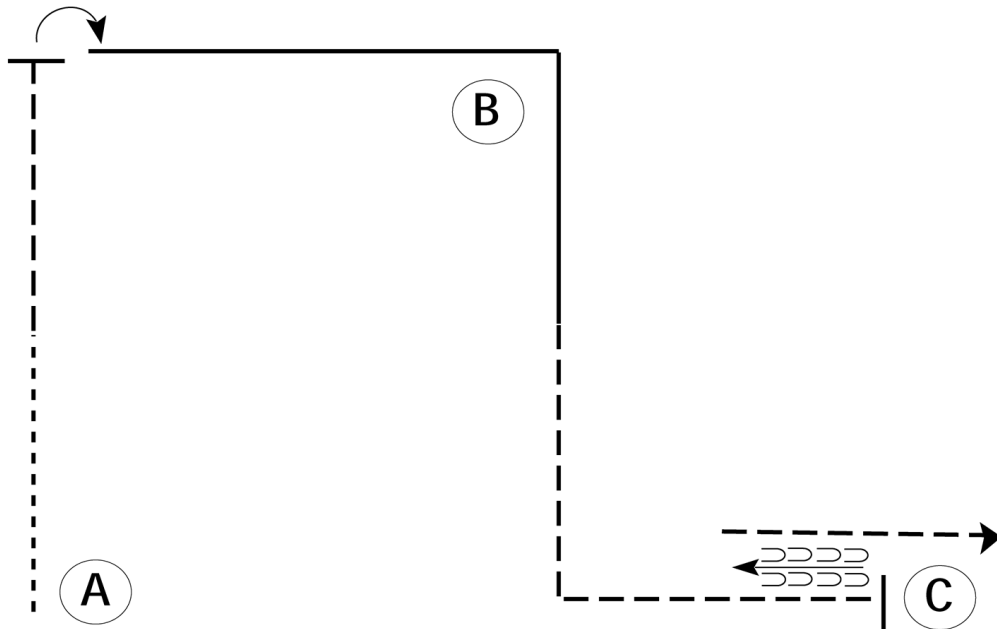
# AQHA Show Weikersdorf Mai 2017

106 Nov.Am. AQHA

Show Date: 05-05-2017

w w w . H o r s e S h o w P a t t e r n s . c o m

w w w . H o r s e S h o w P a t t e r n s . c o m



Be ready at A.

1. Walk from A to center of pattern.
2. Jog until just past B and stop.
3. Turn 1/4 turn to the right.
4. Lope on the right lead to and around B.
5. Break to the jog in the center of the pattern.
6. Jog until even with A and C. Jog a square corner to C.
7. Stop at C and back approximately one horse length.
8. Jog off past C.

Pattern is over once you pass C at the jog.

Follow the directions of your ring steward.

Walk	.....
Jog	-----
Extended Jog	- - - - -
Lope	—————
Lead Change	
Back	
Marker	

[WH/1-81]

Pattern Provided by:

*P.V. Performance Horses*

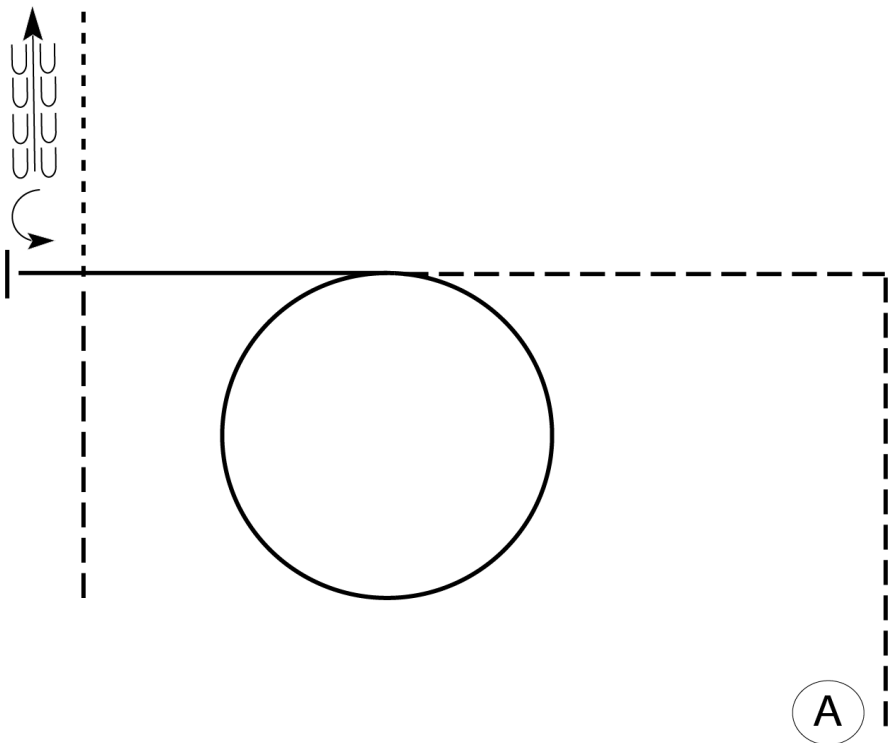
# AQHA Show Weikersdorf Mai 2017

## 107 Amateur

Show Date: 05-05-2017

www.HorseShowPatterns.com

www.HorseShowPatterns.com



Be ready at A.

1. Perform a jog from A and a square corner toward center of pattern.
2. Lope a left lead circle.
3. Close the circle and continue loping on the left lead in a straight line.
4. Stop and perform a 1/4 turn to the left.
5. Back 5 steps.
6. Walk until you cross your line.
7. Exit arena at a jog.

Walk	-----
Jog	- - - - -
Extended Jog	— — — —
Lope	
Lead Change	— / —
Back	← — — — — —
Marker	ⓑ

[WH/1-104]

Pattern Provided by:  
*P.V. Performance Horses*

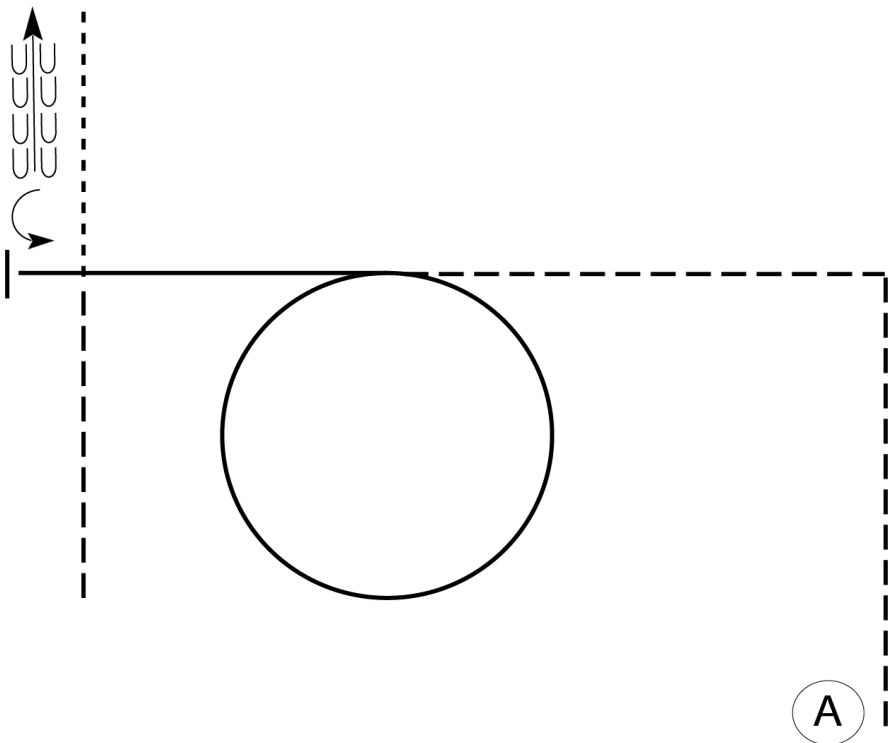
# AQHA Show Weikersdorf Mai 2017

## 108 Youth AQHA

Show Date: 05-05-2017

w w w . H o r s e S h o w P a t t e r n s . c o m

w w w . H o r s e S h o w P a t t e r n s . c o m



Be ready at A.

1. Perform a jog from A and a square corner toward center of pattern.
2. Lope a left lead circle.
3. Close the circle and continue loping on the left lead in a straight line.
4. Stop and perform a 1/4 turn to the left.
5. Back 5 steps.
6. Walk until you cross your line.
7. Exit arena at a jog.

Walk	-----
Jog	- - - - -
Extended Jog	— — — —
Lope	
Lead Change	— / —
Back	← — — — —
Marker	ⓑ

[WH/1-104]

Pattern Provided by:  
*P.V. Performance Horses*



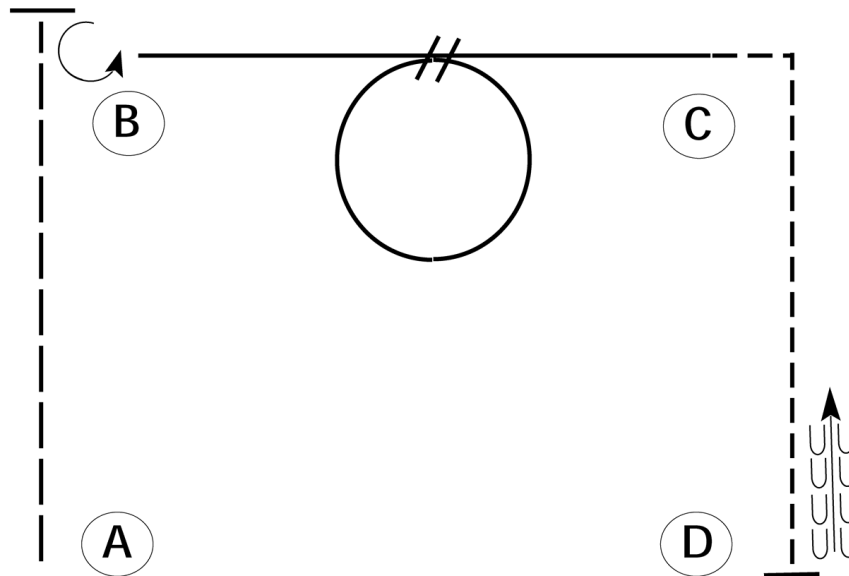
# AQHA Show Weikersdorf Mai 2017

## 058 Amateur AQHA

Show Date: 05-05-2017

w w w . H o r s e S h o w P a t t e r n s . c o m

w w w . H o r s e S h o w P a t t e r n s . c o m



Be ready at A.

1. Extended trot from A past B.
2. Stop past B and perform a 270 degree turn to the left.
3. Lope on the left lead halfway to C.
4. Perform a simple lead change and lope a circle to the right.
5. Continue to lope to C.
6. At C, break to a jog and jog to D.
7. Stop and back approximately one horse length.

Follow the instructions of your ring steward.

Walk	-----
Jog	- - - - -
Extended Jog	— — — —
Lope	—————
Lead Change	⧘
Back	← ⊞ ⊞ ⊞ ⊞
Marker	Ⓚ

[WH/1-88]

Pattern Provided by:

*P.V. Performance Horses*