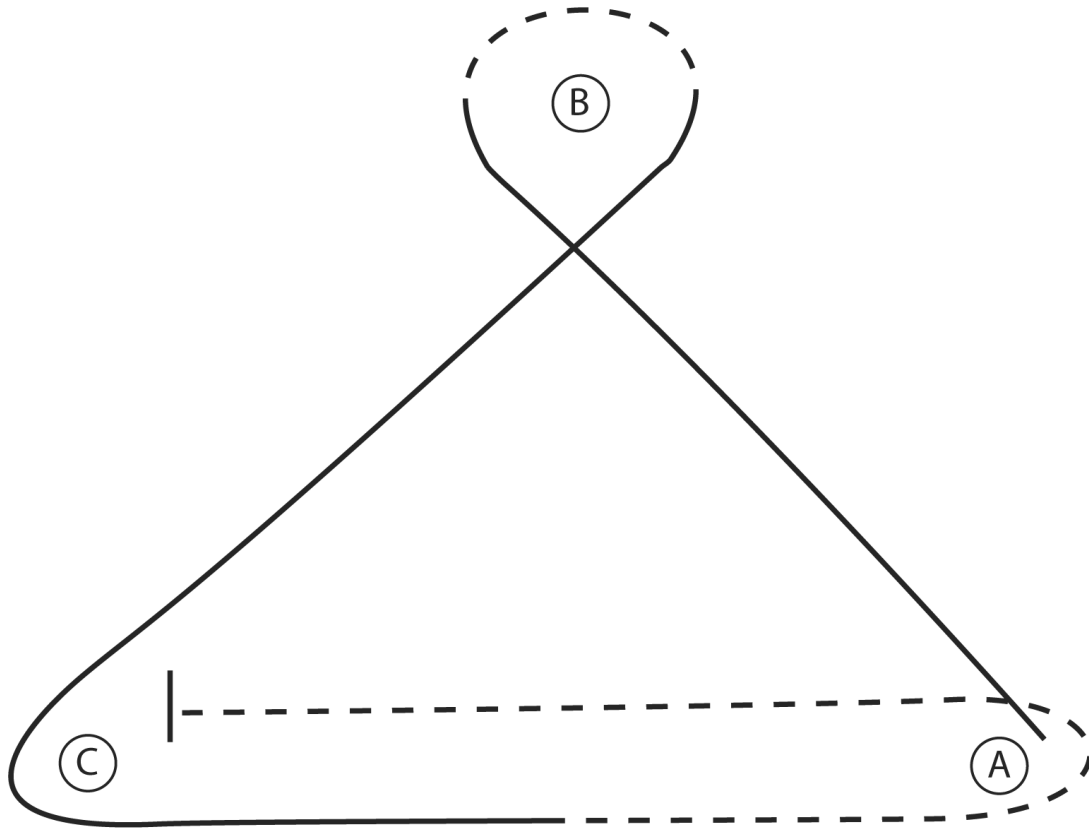


AQHA Austrian Championship Weikersdorf

121 Huntseat Equitation Amateur AQHA

Show Date: 10-27-2018



1. Canter on the right lead A to B
2. At B posting trot around B
3. At B canter on the left lead to and around C and continue towards A
4. Halfway to A posting trot on the right diagonal to and around A and continue towards C
5. Halfway to C sit the trot
6. Stop at C

Walk
Trot	-----
Extended Trot	-----
Canter	—————
Leg Yield	
Lead Change	↘
Back	←←←←←
Marker	⊙
Sidepass	←←←←←

[HSE/2-4]

Pattern Provided by:

P.V. Performance Horses

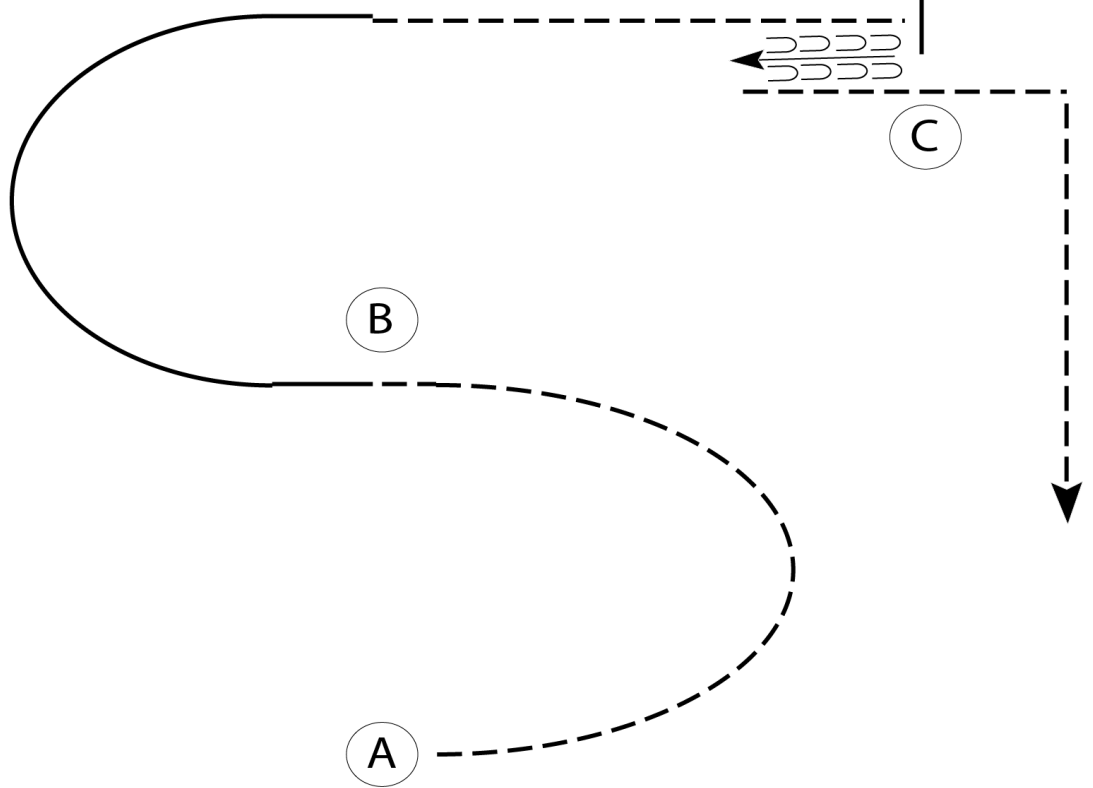
AQHA Austrian Championship Weikersdorf

120 Horsemanship Novice Amateur AQHA

Show Date: 10-27-2018

w w w . H o r s e S h o w P a t t e r n s . c o m

w w w . H o r s e S h o w P a t t e r n s . c o m



Be ready with your horse's tail at A.

1. When acknowledged, jog a half circle to B.
2. Lope right lead in a half circle until even with B.
3. Break to the jog to C.
4. Stop and back at C.
5. Jog to exit as shown.

Follow the instructions of your ring steward.

Walk	-----
Jog	- - - - -
Extended Jog	— — — —
Lope	—————
Lead Change	— / —
Back	← — — — —
Marker	ⓑ

[WH/1-106]

Pattern Provided by:

P.V. Performance Horses

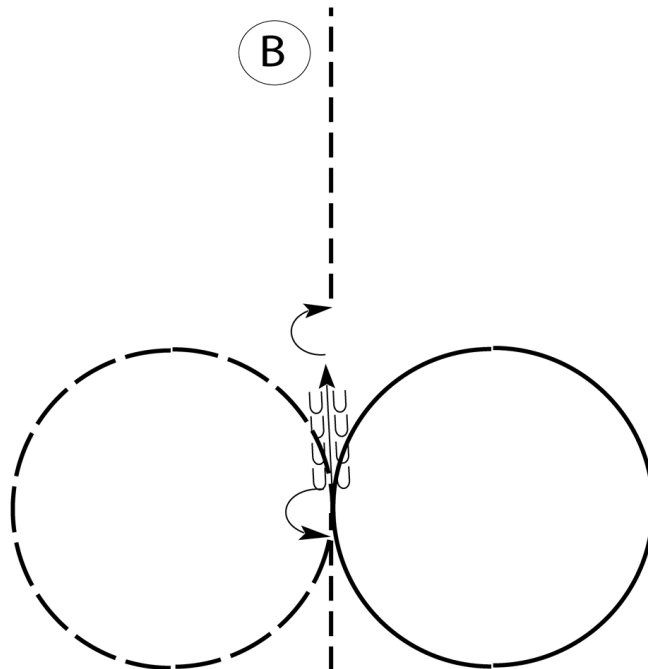
AQHA Austrian Championship Weikersdorf

119 Horsemanship Youth AQHA

Show Date: 10-27-2018

w w w . H o r s e S h o w P a t t e r n s . c o m

w w w . H o r s e S h o w P a t t e r n s . c o m



Be ready at A.

1. Walk halfway to center.
2. Jog to center.
3. Lope a circle to the right.
4. Extended jog circle to the left.
5. Stop at center.
6. Turn 1/2 a turn to the left.
7. Back approximately one horse length.
8. Turn 1/2 turn to the right.
9. Jog to B.

Pattern is over once you have passed B at the jog.

Follow the directions of your ring steward.

Walk	-----
Jog	- - - - -
Extended Jog	- - - - -
Lope	—————
Lead Change	— / —
Back	← — — — —
Marker	⊙ B

[WH/2-75]

Pattern Provided by:

P.V. Performance Horses

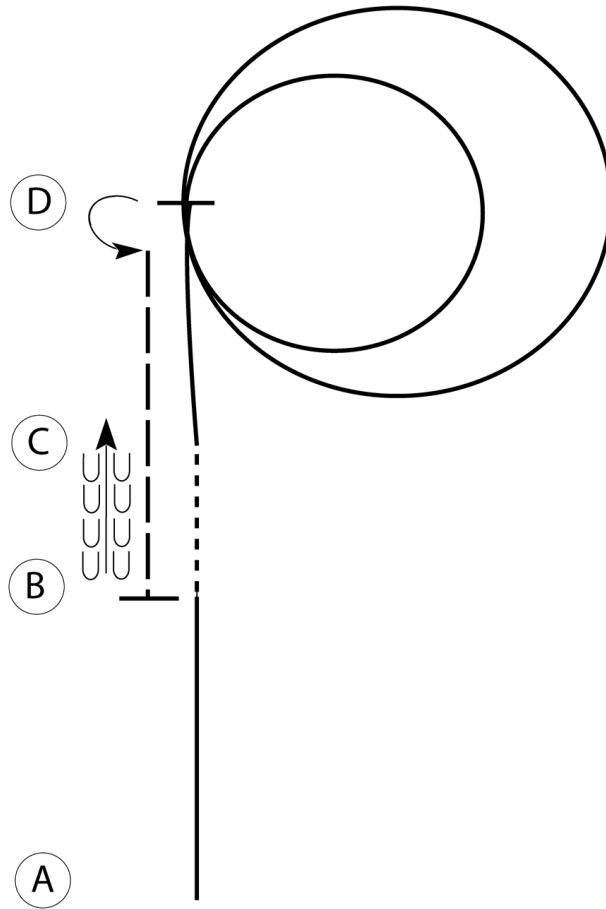
AQHA Austrian Championship Weikersdorf

118 Horsemanship Amateur AQHA

Show Date: 10-27-2018

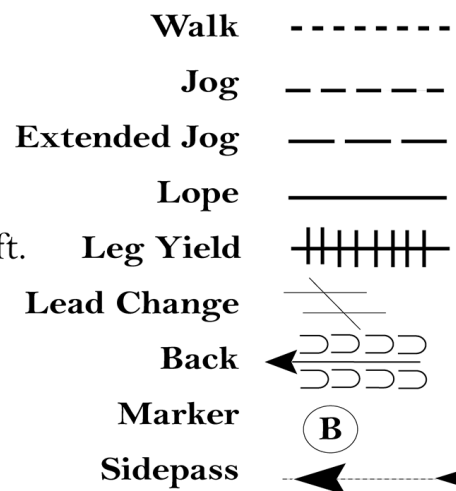
w w w . H o r s e S h o w P a t t e r n s . c o m

w w w . H o r s e S h o w P a t t e r n s . c o m



Be ready at A.

1. Lope on the left lead to B.
2. Walk B to C.
3. Lope on the right lead to D.
4. Lope a large fast circle to the right.
5. Lope a small slow circle to the right.
6. Stop at D and perform a 180 degree spin to the left.
7. Extend the jog to B.
8. Stop at B and back to C.



Follow the instructions of your ring steward.

[WH/3-1]

Pattern Provided by:

P.V. Performance Horses

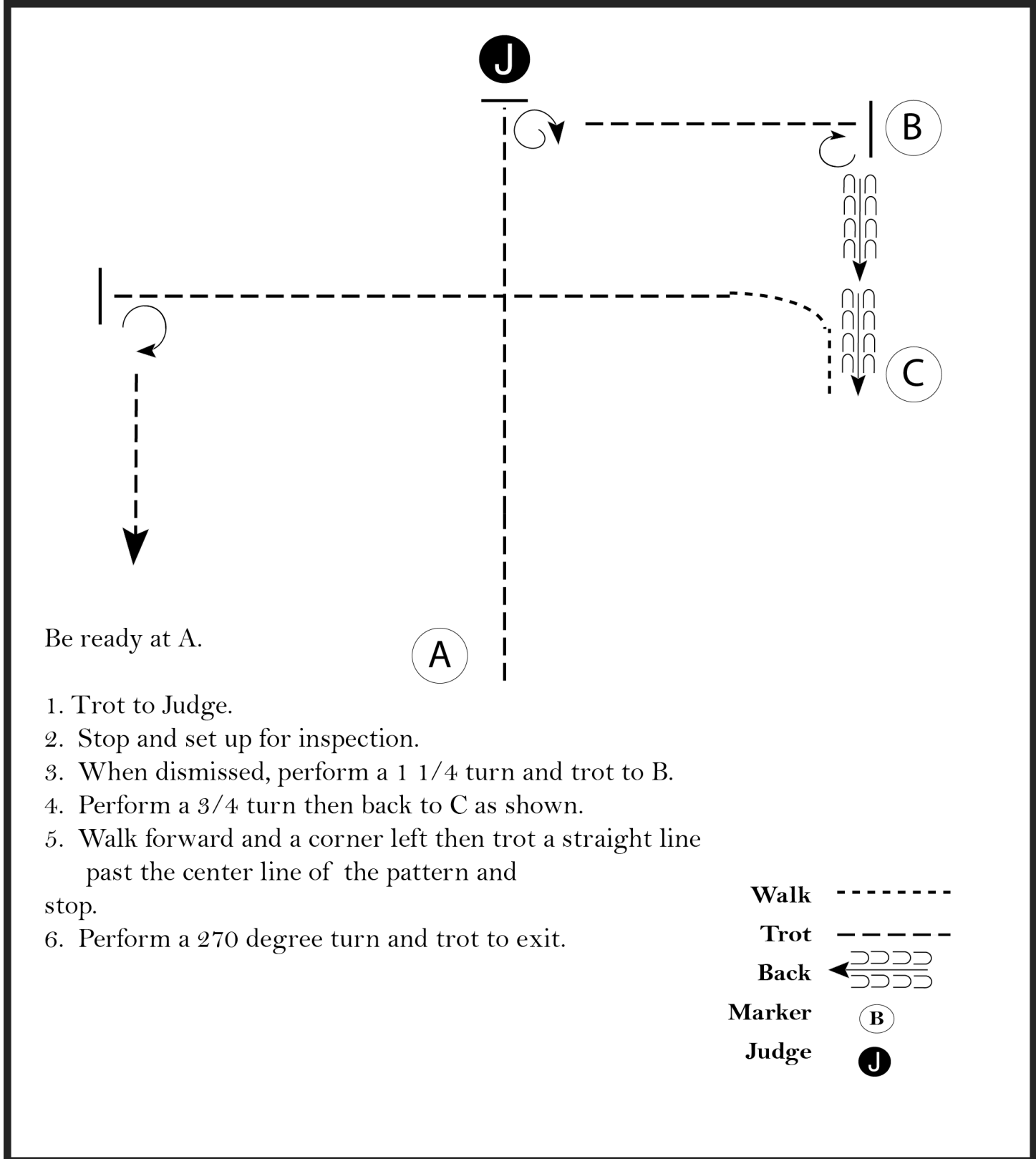
AQHA Austrian Championship Weikersdorf

094 Showmanship Youth AQHA

Show Date: 10-27-2018

w w w . H o r s e S h o w P a t t e r n s . c o m

w w w . H o r s e S h o w P a t t e r n s . c o m



Be ready at A.

(A)

(B)

(C)

(J)

1. Trot to Judge.
2. Stop and set up for inspection.
3. When dismissed, perform a 1 1/4 turn and trot to B.
4. Perform a 3/4 turn then back to C as shown.
5. Walk forward and a corner left then trot a straight line past the center line of the pattern and stop.
6. Perform a 270 degree turn and trot to exit.

- Walk -----
- Trot - - - - -
- Back ← C C C C
- Marker (B)
- Judge (J)

[S/2-111]

Pattern Provided by:
P.V. Performance Horses

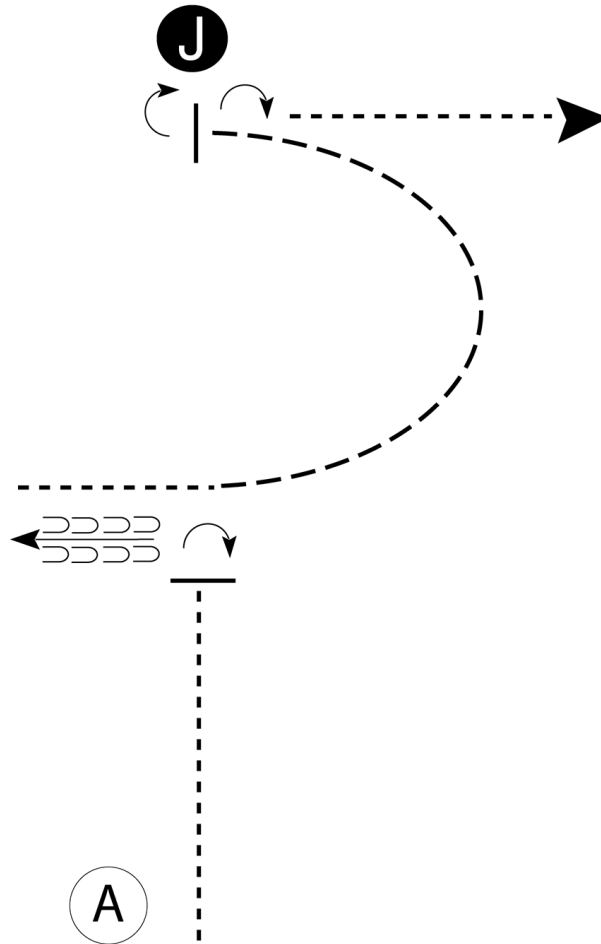
AQHA Austrian Championship Weikersdorf

095 Showmanship Novice Amateur AQHA

Show Date: 10-27-2018

w w w . H o r s e S h o w P a t t e r n s . c o m

w w w . H o r s e S h o w P a t t e r n s . c o m



Be ready at A.

1. When acknowledged, walk half way to Judge.
2. Stop and perform a 1/4 turn.
3. Back approximately one horse length.
4. Walk until even with Judge.
5. Trot in a half circle until even with Judge.
6. Perform a 1/4 turn, stop and set up for inspection.
7. When dismissed, perform a 1/4 turn and walk straight away from Judge.

Follow the instructions of your ring steward.

Walk	-----
Trot	- - - - -
Back	← ⊃ ⊃ ⊃
Marker	(B)
Judge	(J)

[S/2-80]

Pattern Provided by:
P.V. Performance Horses

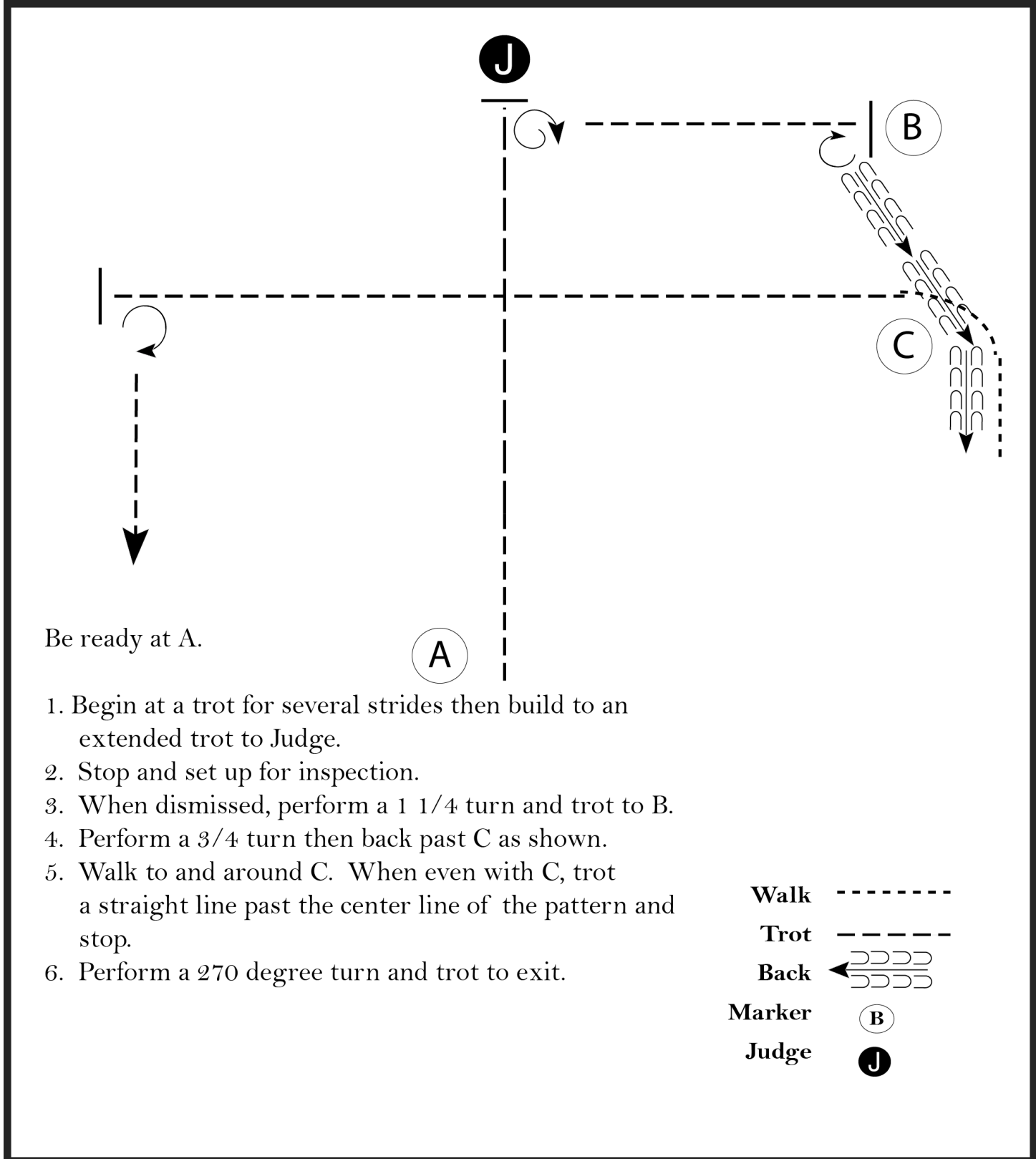
AQHA Austrian Championship Weikersdorf

096 Showmanship Amateur AQHA

Show Date: 10-27-2018

w w w . H o r s e S h o w P a t t e r n s . c o m

w w w . H o r s e S h o w P a t t e r n s . c o m



Be ready at A.

1. Begin at a trot for several strides then build to an extended trot to Judge.
2. Stop and set up for inspection.
3. When dismissed, perform a 1 1/4 turn and trot to B.
4. Perform a 3/4 turn then back past C as shown.
5. Walk to and around C. When even with C, trot a straight line past the center line of the pattern and stop.
6. Perform a 270 degree turn and trot to exit.

Walk -----
Trot - - - - -
Back ← - - - -
Marker (B)
Judge (J)

[S/3-111]

Pattern Provided by:

P.V. Performance Horses