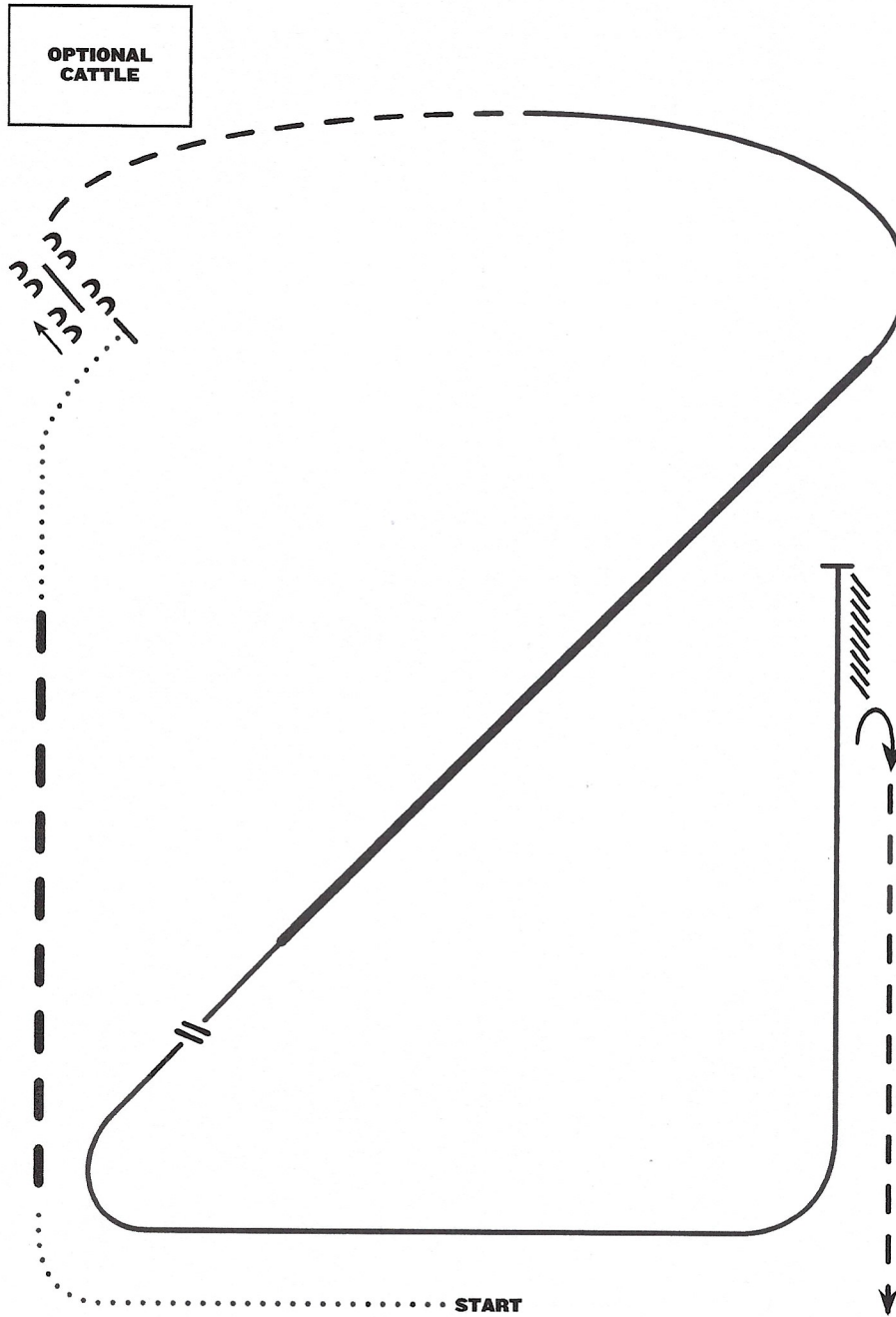


RANCH RIDING - PATTERN 10

YOUTH

BEWERB 36 LEGEND

.....	Walk
....	Extended Walk
- - -	Trot
- - - -	Extended Trot
————	Lope
—————	Extended Lope
////	Back
//	Lead Change



1. Walk
2. Extended trot
3. Walk
4. Stop, side pass left over log
5. Trot
6. Lope right lead
7. Extended lope right lead
8. Collect lope and change leads (simple or flying)
9. Lope left lead
10. Stop and back
11. 1/2 turn right
12. Trot

Note: The drawn description of this pattern is only intended for the general depiction of the pattern. Exhibitors should utilize the arena space to best exhibit their horses.

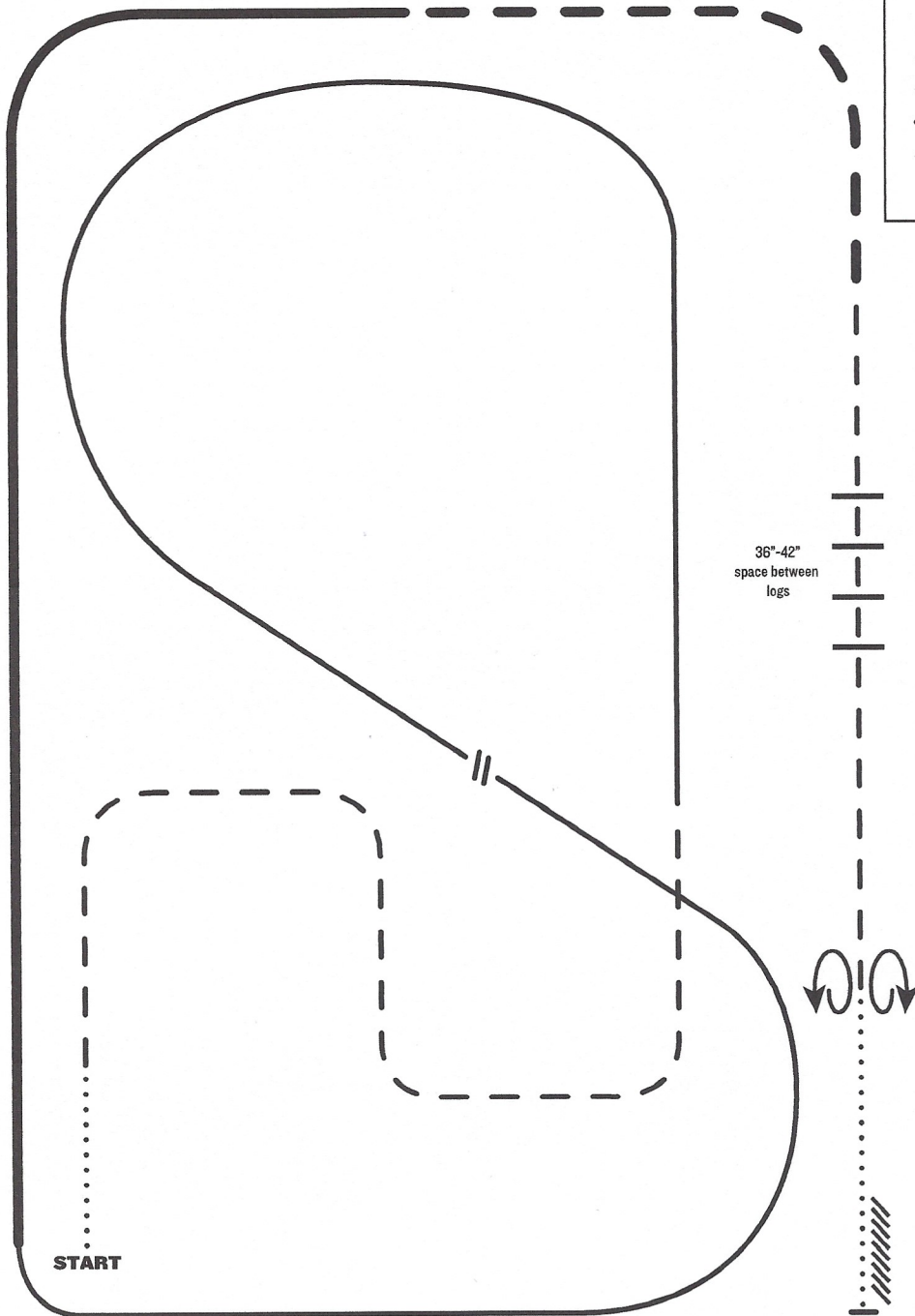
Ranch Riding Junior Open

RANCH RIDING - PATTERN 3

BEWERB 38

LEGEND

.....	Walk
.....	Extended Walk
- - -	Trot
- - -	Extended Trot
— — —	Lope
— — —	Extended Lope
//////	Back
\\	Lead Change



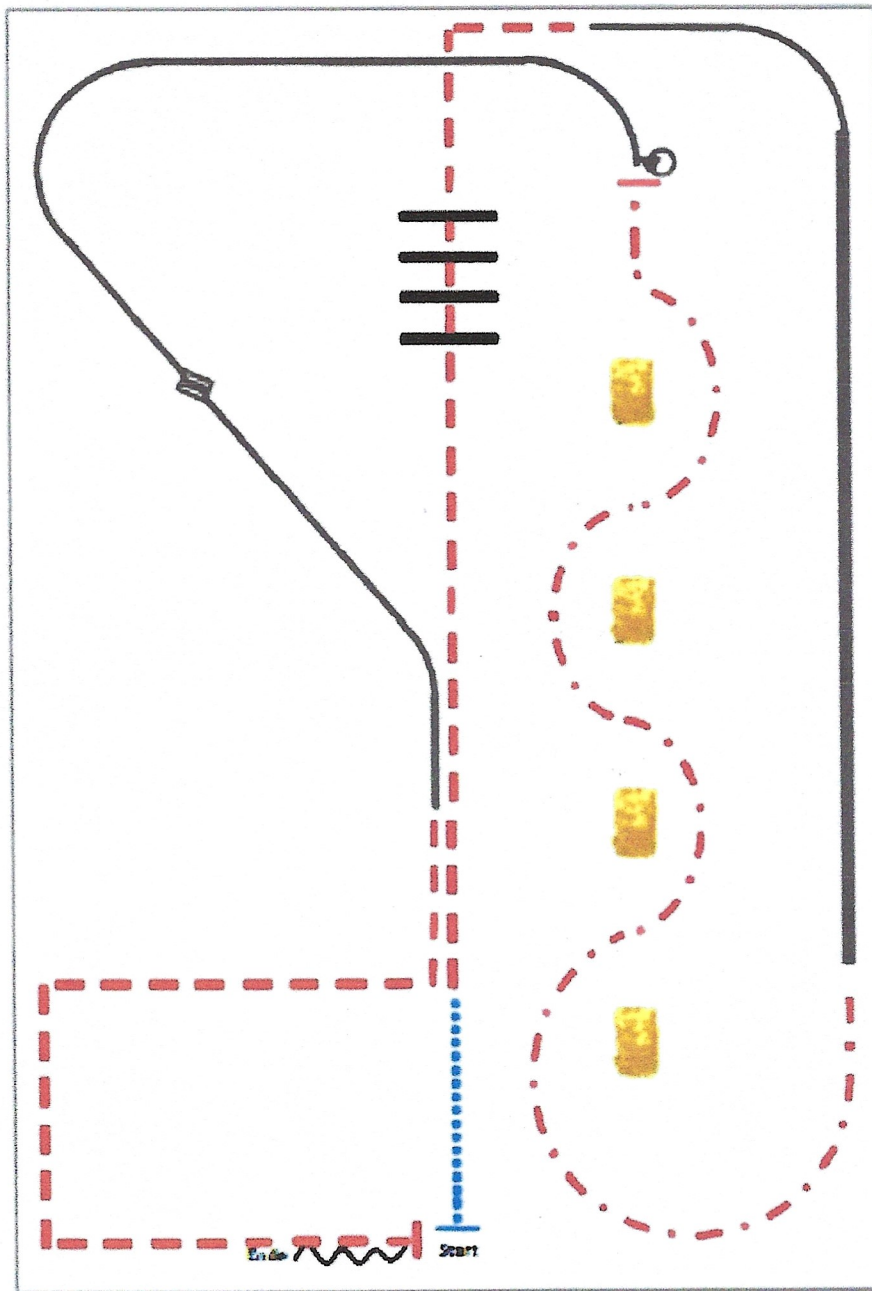
- I. Walk
2. Trot serpentine
3. Lope left lead around the end of the arena and then diagonally across the arena
4. Change leads (simple or flying)
5. Lope right lead around end of the arena
6. Extend lope on the straight away and around corner to the center of the arena
7. Extend trot around corner of the arena
8. Collect to a trot
9. Trot over logs
10. Stop, 360° turn each direction (either direction 1st) (L-R or R-L)
- II. Walk, stop and back

Note: The drawn description of this pattern is only intended for the general depiction of the pattern. Exhibitors should utilize the arena space to best exhibit their horses.

Pattern Ranch Riding #5 - Q sen. LK 1/2



Arenagröße: mind. 20 x 40 m



- (1) Walk
- (2) Trot
- (3) Trot over
- (4) Rechtsgalopp, Extendes Lope
- (5) Extended Trot Slalom
- (6) Stop, 360° Turn (beide Richtungen)
- (7) Linksgalopp
- (8) Galoppwechsel (fliegend oder einfach)
- (9) Rechtsgalopp
- (10) Trot corners
- (11) Stop, Back up



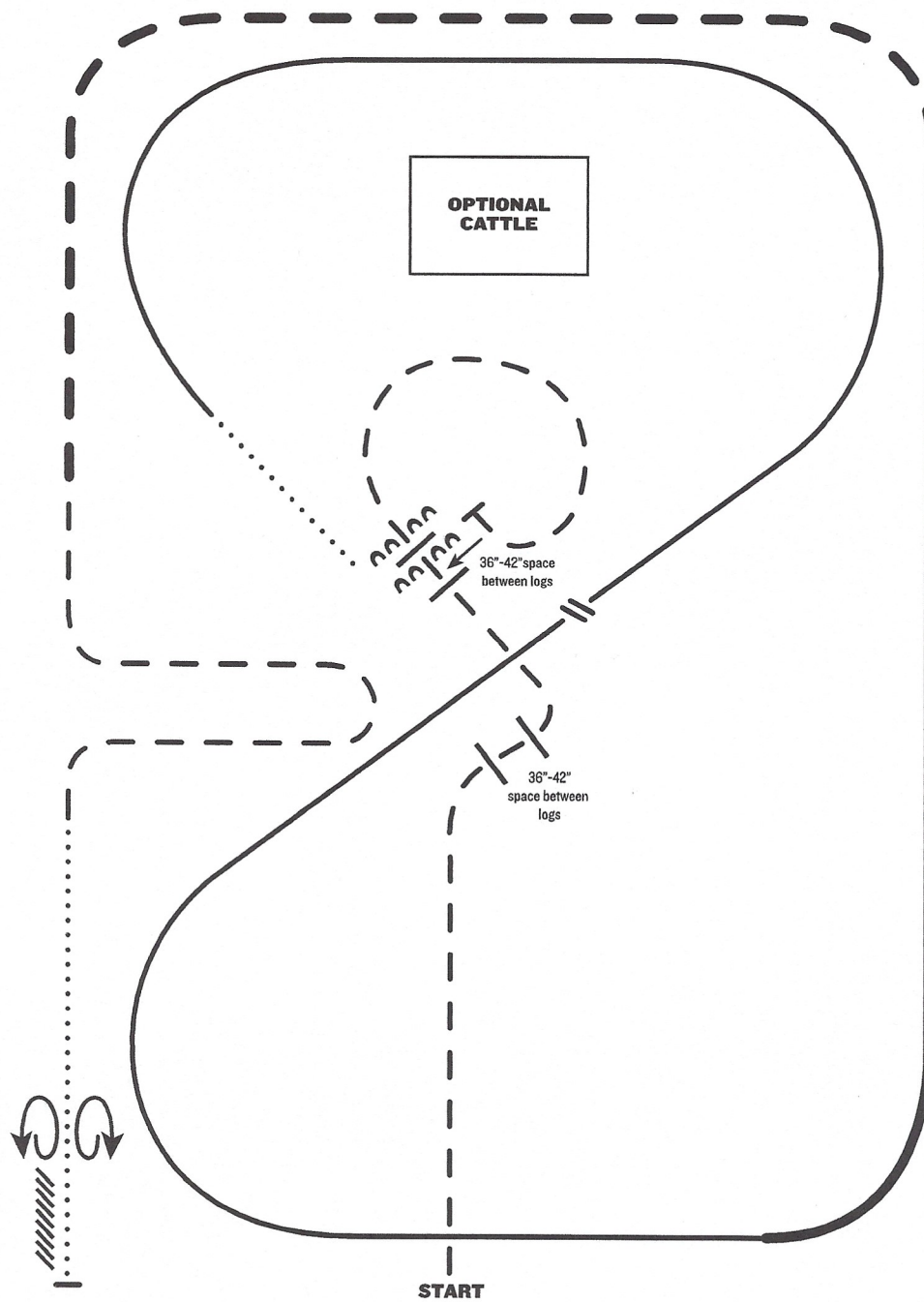
Ranch Riding Senior Open

RANCH RIDING - PATTERN 9

BEWERB 40

LEGEND

.....	Walk
....	Extended Walk
- - -	Trot
- - - -	Extended Trot
—	Lope
— — —	Extended Lope
////	Back
\\	Lead Change



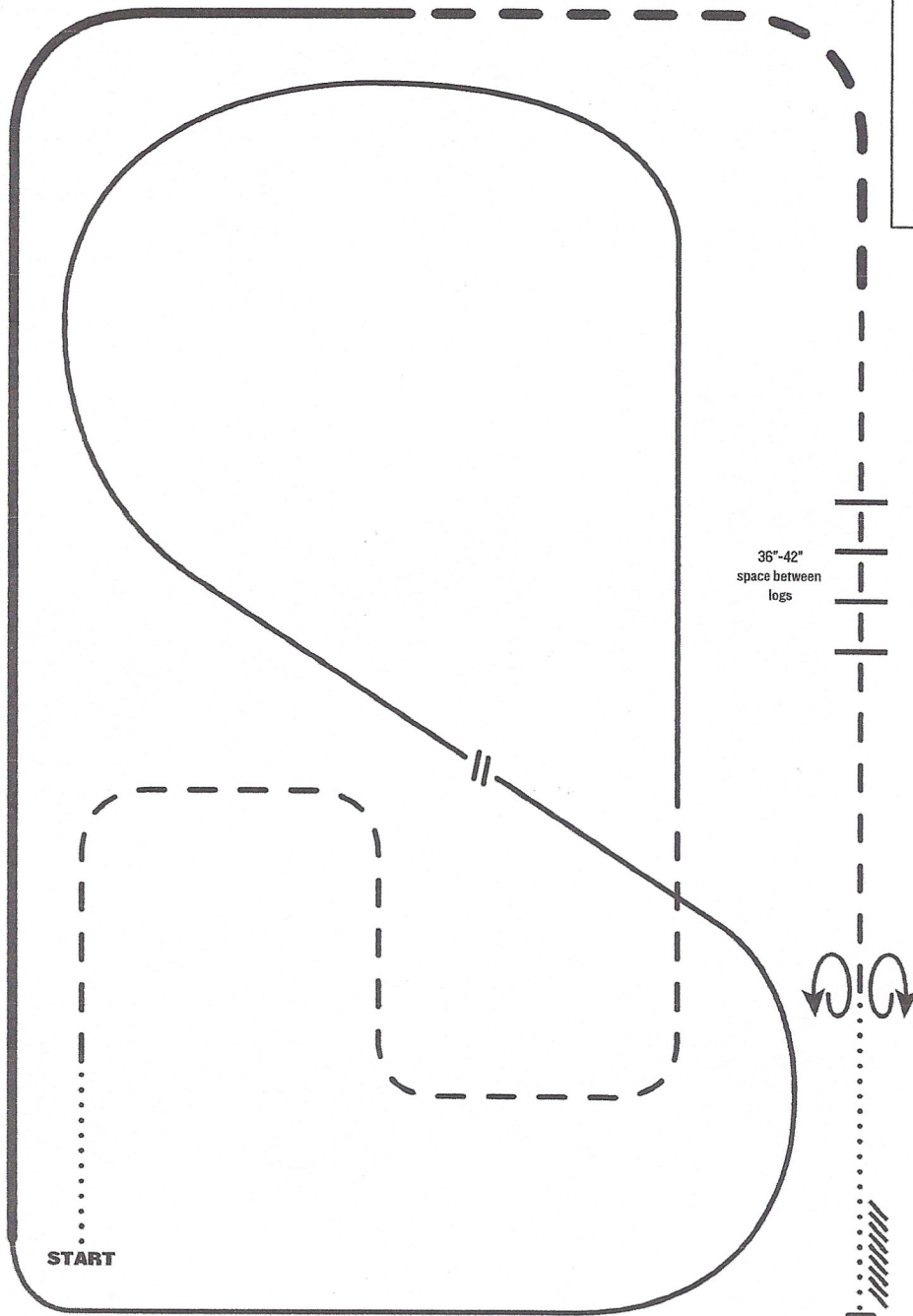
1. Trot
2. Trot over two sets of logs
3. Trot circle, stop and side pass left over log
4. Walk
5. Lope right lead
6. Change leads (simple or flying)
7. Lope left lead
8. Extended lope left lead
9. Extended trot
10. Trot
11. Walk
12. Stop and back
13. 360° turn each direction (either direction 1st) (L-R or R-L)

Note: The drawn description of this pattern is only intended for the general depiction of the pattern. Exhibitors should utilize the arena space to best exhibit their horses.

RANCH RIDING - PATTERN 3

LEGEND

.....	Walk
.....	Extended Walk
- - -	Trot
- - -	Extended Trot
— — —	Lope
— — —	Extended Lope
//////	Back
	Lead Change



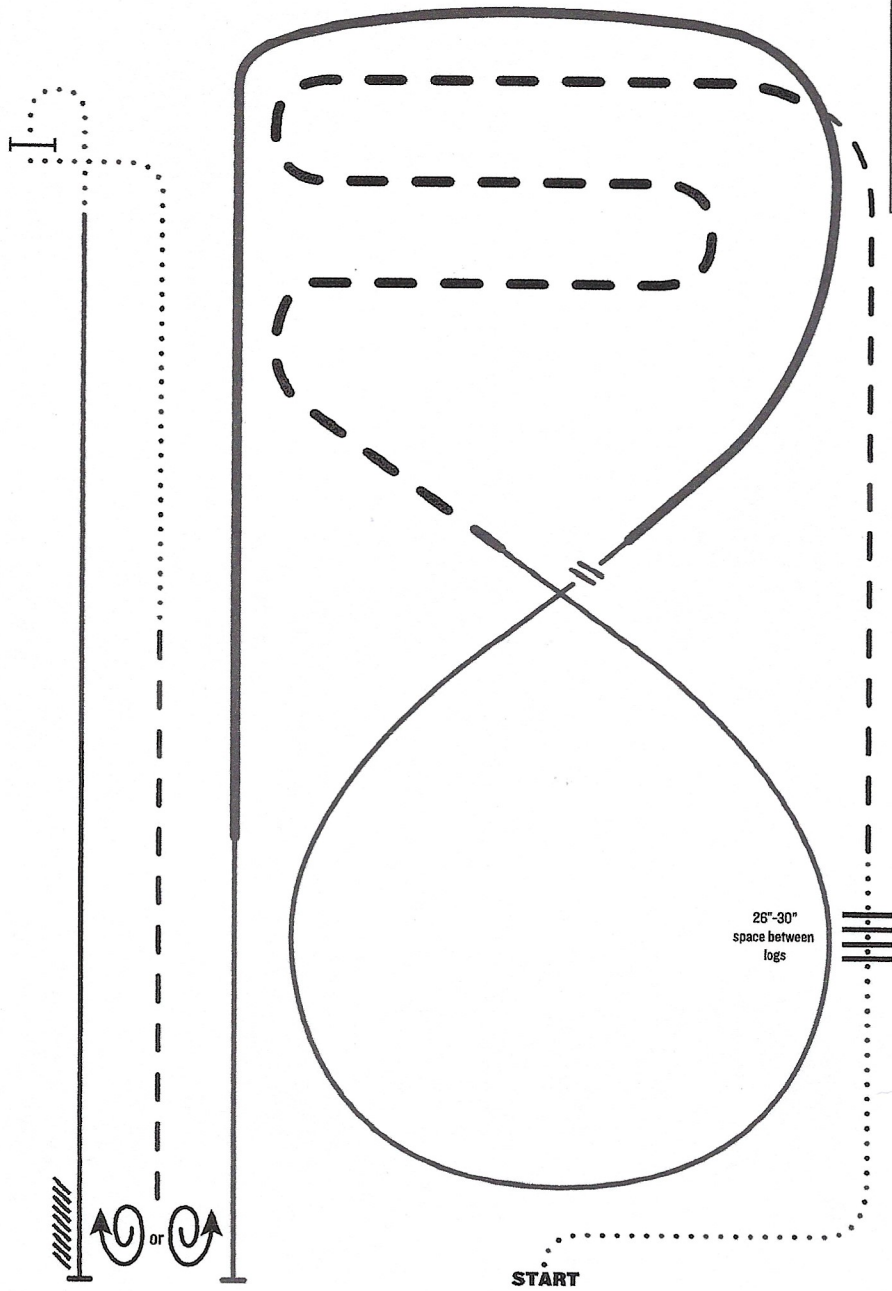
- I. Walk
2. Trot serpentine
3. Lope left lead around the end of the arena and then diagonally across the arena
4. Change leads (simple or flying)
5. Lope right lead around end of the arena
6. Extend lope on the straight away and around corner to the center of the arena
7. Extend trot around corner of the arena
8. Collect to a trot
9. Trot over logs
10. Stop, 360° turn each direction (either direction 1st) (L-R or R-L)
- II. Walk, stop and back

Note: The drawn description of this pattern is only intended for the general depiction of the pattern. Exhibitors should utilize the arena space to best exhibit their horses.

RANCH RIDING - PATTERN 13

LEGEND

.....	Walk
.....	Extended Walk
- - - -	Trot
- - - -	Extended Trot
————	Lope
————	Extended Lope
//////	Back
//	Lead Change

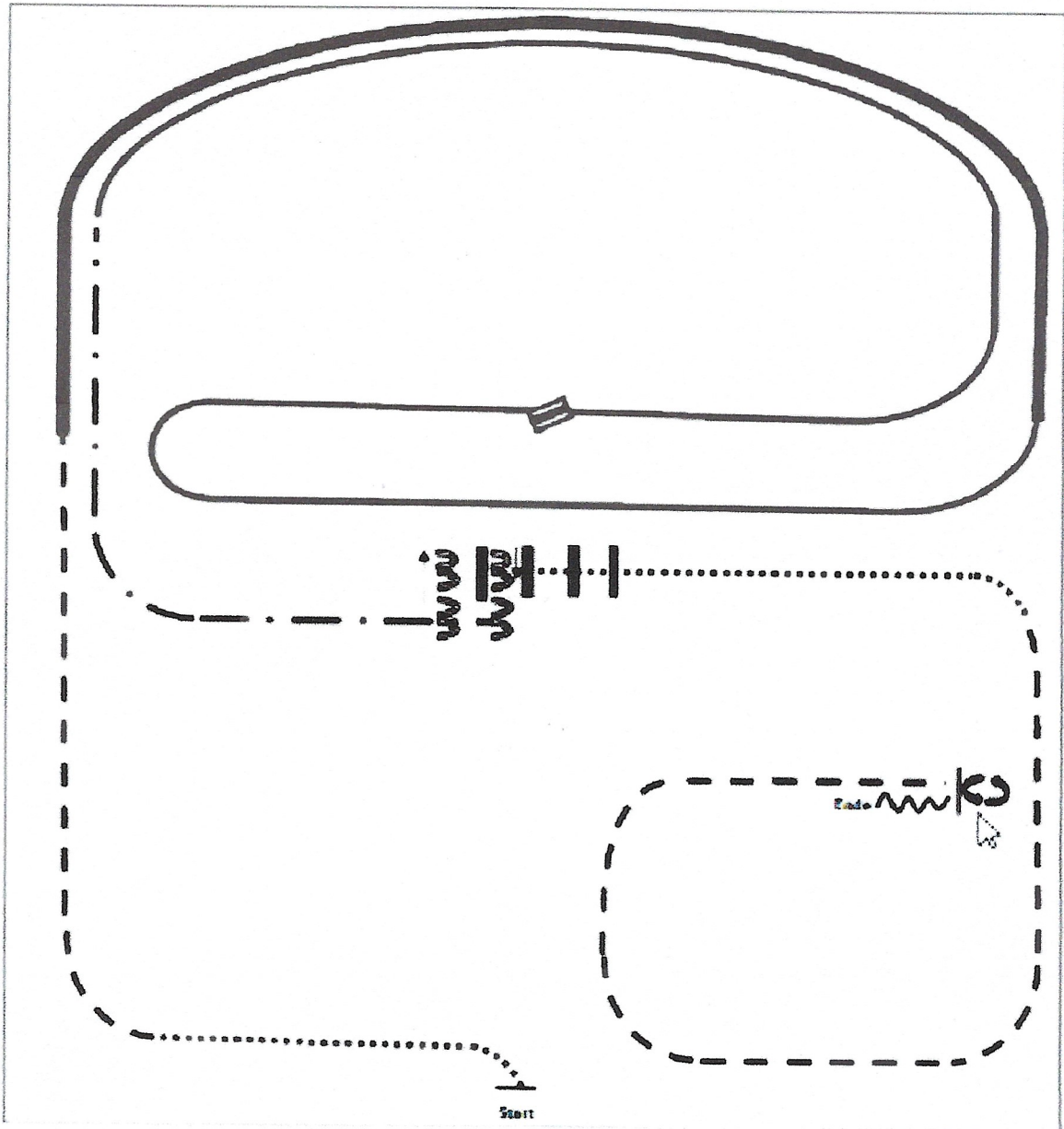


1. Walk
2. Walk over logs
3. Trot
4. Extended trot serpentine
5. Lope right lead
6. Change leads (simple or flying)
7. Extended lope left lead, collect lope
8. Stop, 1 1/2 turn either direction
9. Trot
10. Walk to gate
11. Right hand push gate
12. Walk, lope left lead
13. Stop and back

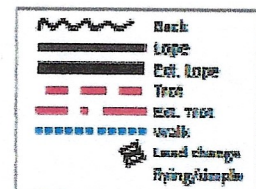
Note: The drawn description of this pattern is only intended for the general depiction of the pattern. Exhibitors should utilize the arena space to best exhibit their horses.

Pattern Ranch Riding #7 - Q sen. LK 1/2

Arenagröße: mind. 20 x 40 m



- (1) Walk
- (2) Trot
- (3) Extended Lope rechts
- (4) Rechtsgalopp
- (5) Galoppwechsel (fliegend oder einfach)
- (6) Linksgalopp
- (7) Extended Trot
- (8) Stop, Sidepass links, Sidepass rechts 1/2 Strecke
- (9) Walk over
- (10) Walk
- (11) Trot
- (12) Stop, 360° Turn links, Back up

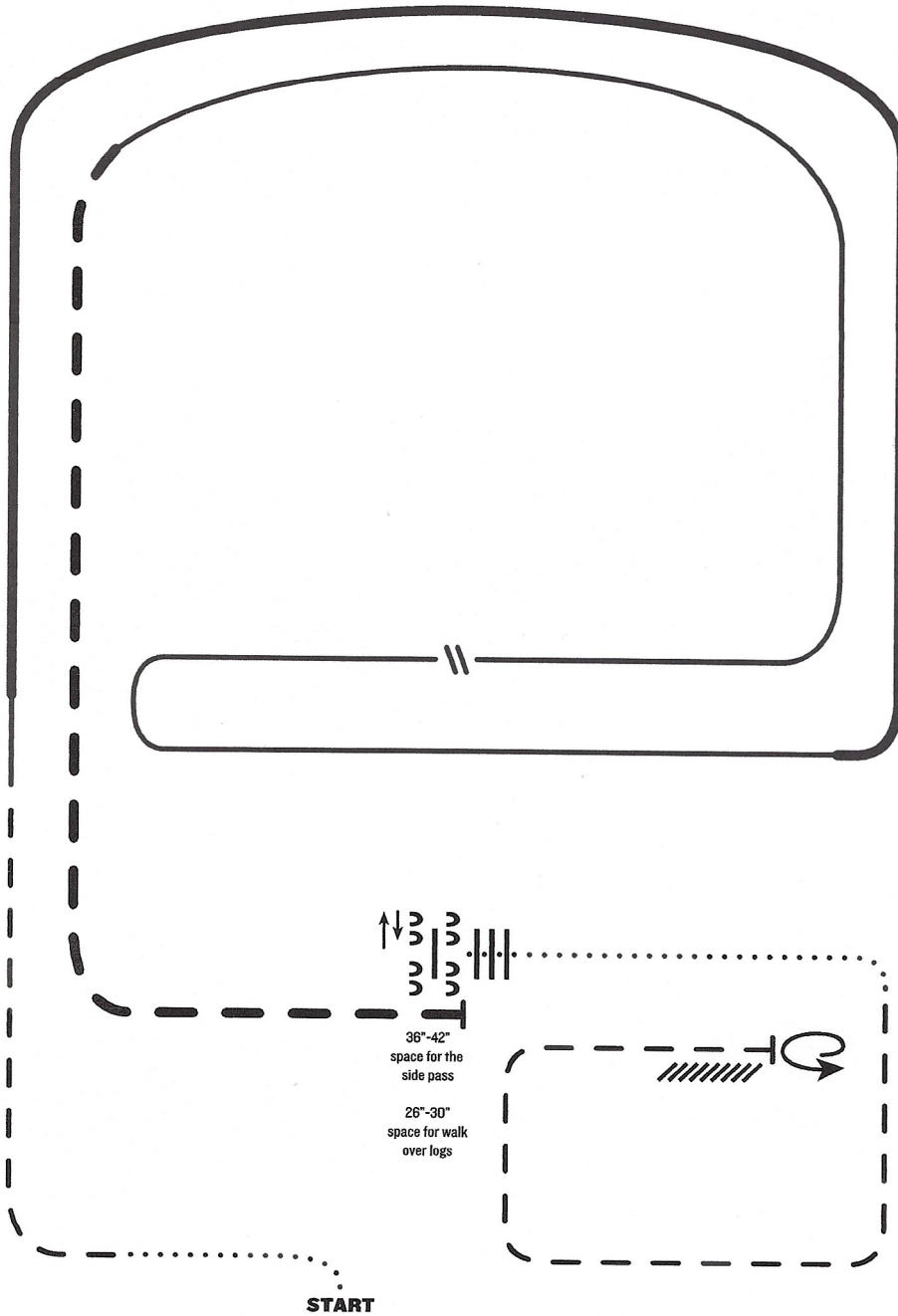


Ranch Riding YOUTH
RANCH RIDING - PATTERN 4

BEWERB 67

LEGEND

.....	Walk
...	Extended Walk
- - -	Trot
- - -	Extended Trot
— — —	Lope
— — —	Extended Lope
//////	Back
\\	Lead Change



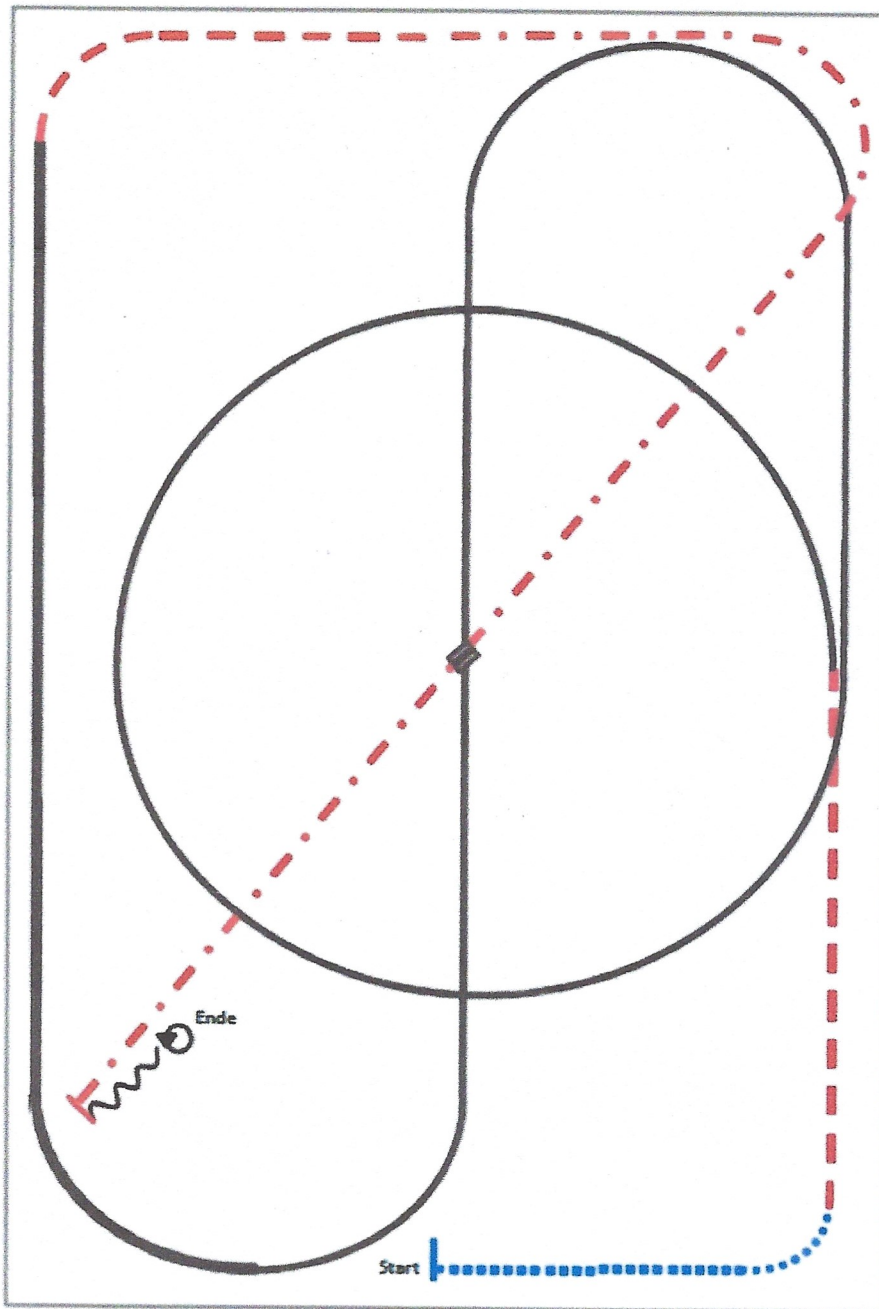
1. Walk
2. Trot
3. Extended lope right lead
4. Lope right lead
5. Change leads (simple or flying)
6. Lope left lead
7. Extended trot
8. Stop, side pass left, side pass right, 1/2 way
9. Walk over logs
10. Walk
11. Trot square
12. Stop, 360° turn left, and back

Note: The drawn description of this pattern is only intended for the general depiction of the pattern. Exhibitors should utilize the arena space to best exhibit their horses.

Pattern Ranch Riding #15 - Qjun. LK 1/2

LK 3

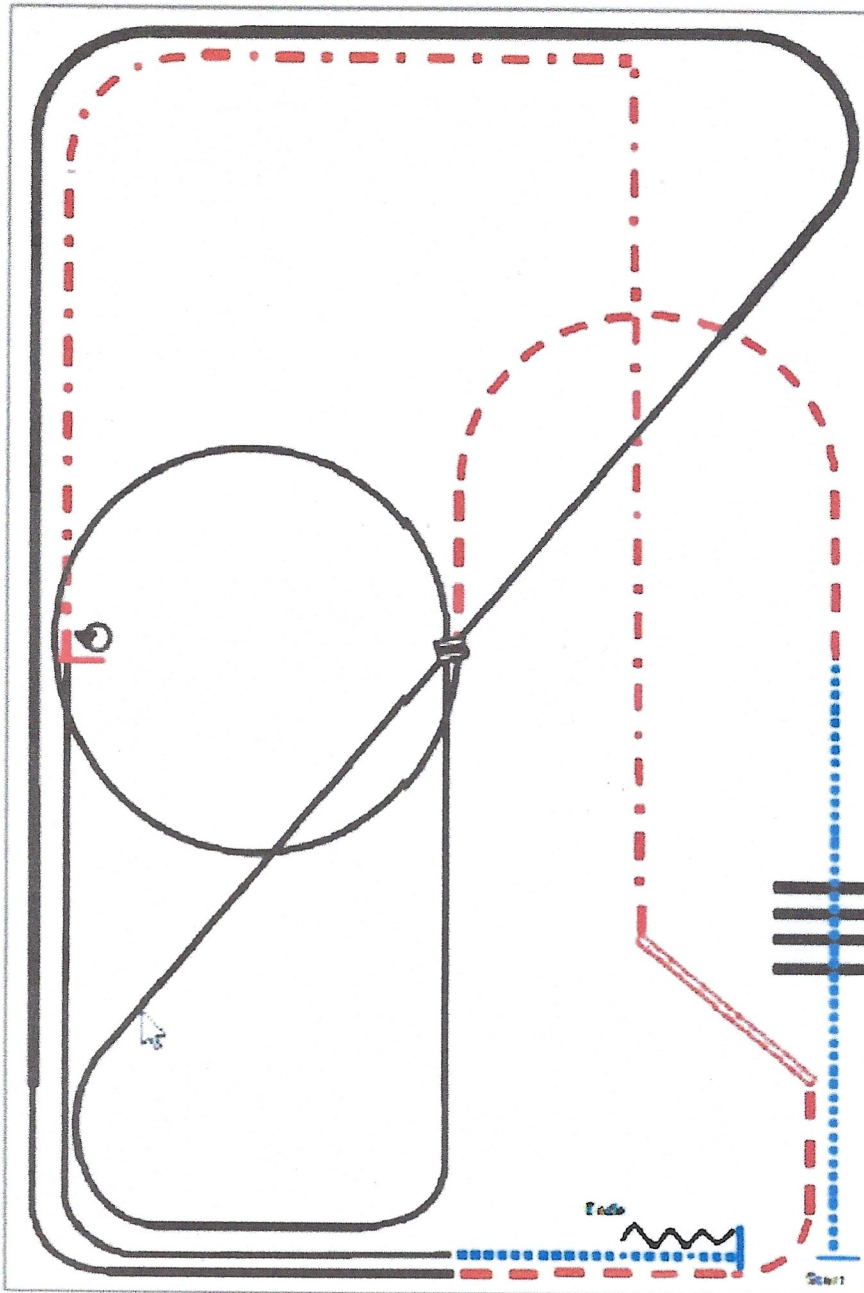
Arenagröße:
 Mind. 20 x 40 m



- (1) Walk
- (2) Trot
- (3) Zirkel Linksgalopp, Lope
- (4) Galoppwechsel in der Mitte der Arena
(fliegend oder einfach)
- (5) Rechtsgalopp
- (6) Extended Lope
- (7) Trot
- (8) Extended Trot
- (9) Stop, Back up
- (10) 360° Turns (beide Richtungen)

Pattern Ranch Riding #3 - Q sen. LK 1/2

Arenagröße: mind. 20 x 40 m



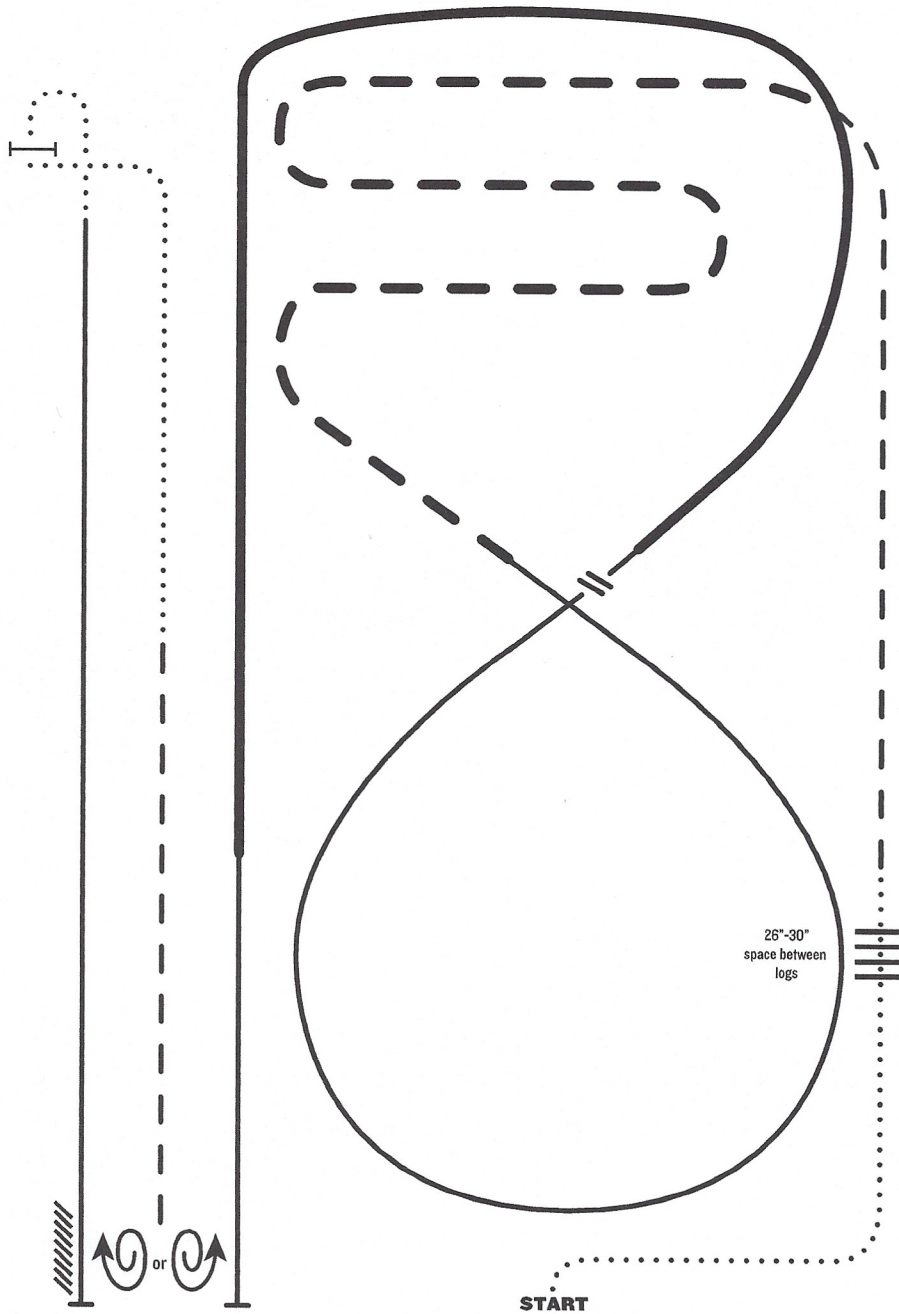
- (1) Walk
- (2) Walk over
- (3) Trot
- (4) Rechtsgalopp kleiner Zirkel, Rechtsgalopp
- (5) Galoppwechsel in der Mitte der Arena (fliegend oder einfach)
- (6) Linksgalopp
- (7) Extended Lope (kuze und lange Seite), Linksgalopp
- (8) Trot, trot two track links
- (9) Extended Trot
- (10) Stop, 360° Turn (beide Richtungen)
- (11) Linksgalopp
- (12) Walk, Stop, Back up

	Back
	Lope
	Ext. Lope
	Trot
	Ext. Trot
	Walk
	Lead change
	Springhäufe

Ranch Riding Senior Open + Ranch Horse Senior Open Special
RANCH RIDING - PATTERN 13

**BEWERB 70
 LEGEND**

.....	Walk
.....	Extended Walk
- - -	Trot
- - -	Extended Trot
— — —	Lope
— — —	Extended Lope
//////	Back
//	Lead Change



26"-30"
 space between
 logs

START

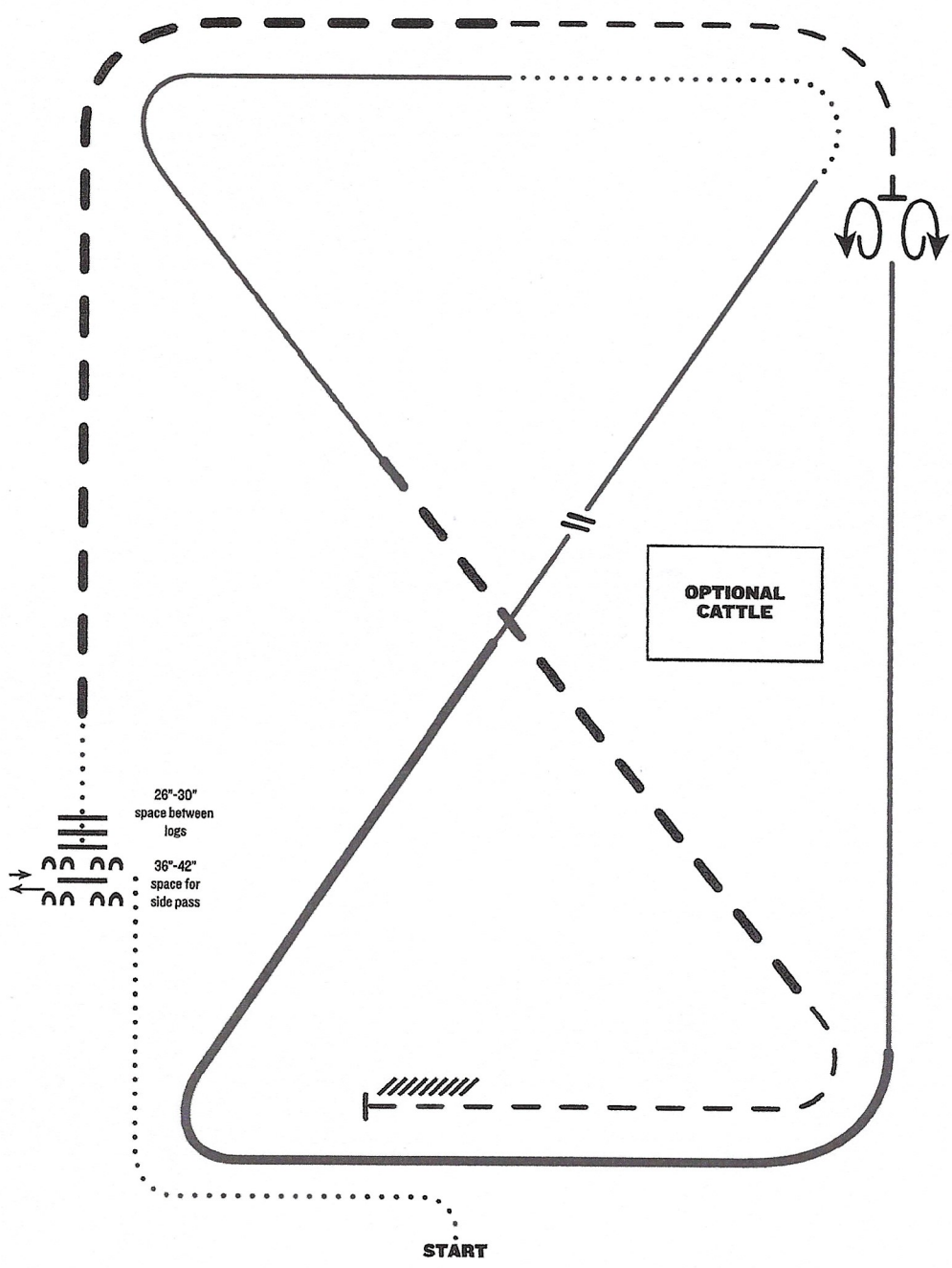
1. Walk
2. Walk over logs
3. Trot
4. Extended trot serpentine
5. Lope right lead
6. Change leads (simple or flying)
7. Extended lope left lead, collect lope
8. Stop, 1 1/2 turn either direction
9. Trot
10. Walk to gate
11. Right hand push gate
12. Walk, lope left lead
13. Stop and back

Note: The drawn description of this pattern is only intended for the general depiction of the pattern. Exhibitors should utilize the arena space to best exhibit their horses.

RANCH RIDING - PATTERN 8

LEGEND

.....	Walk
.....	Extended Walk
- - - -	Trot
- - - -	Extended Trot
————	Lope
————	Extended Lope
//////	Back
//	Lead Change



1. Walk
2. Side pass left across first log, side pass 1/2 way to right
3. Walk over logs
4. Extended trot
5. Trot
6. Stop, 360° turn each direction (either direction 1st) (L-R or R-L)
7. Lope right lead
8. Extended lope right lead
9. Collect lope, change leads (simple or flying), continue lope left lead
10. Walk
11. Lope left lead
12. Extended trot
13. Trot
14. Stop and back

Note: The drawn description of this pattern is only intended for the general depiction of the pattern. Exhibitors should utilize the arena space to best exhibit their horses.